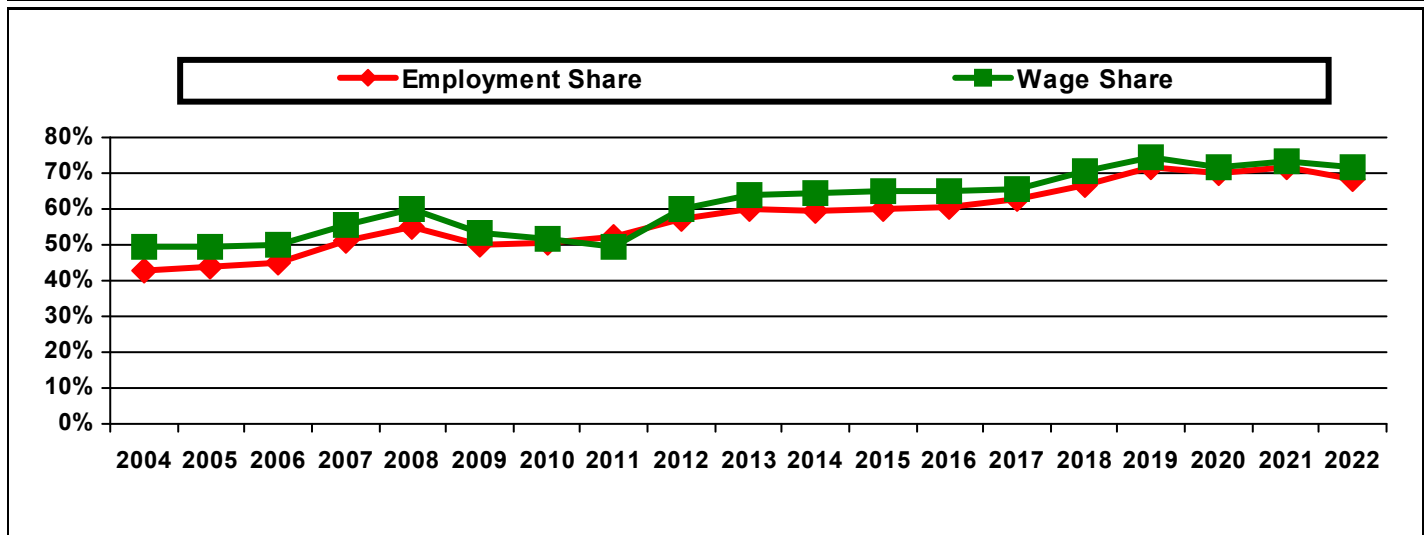
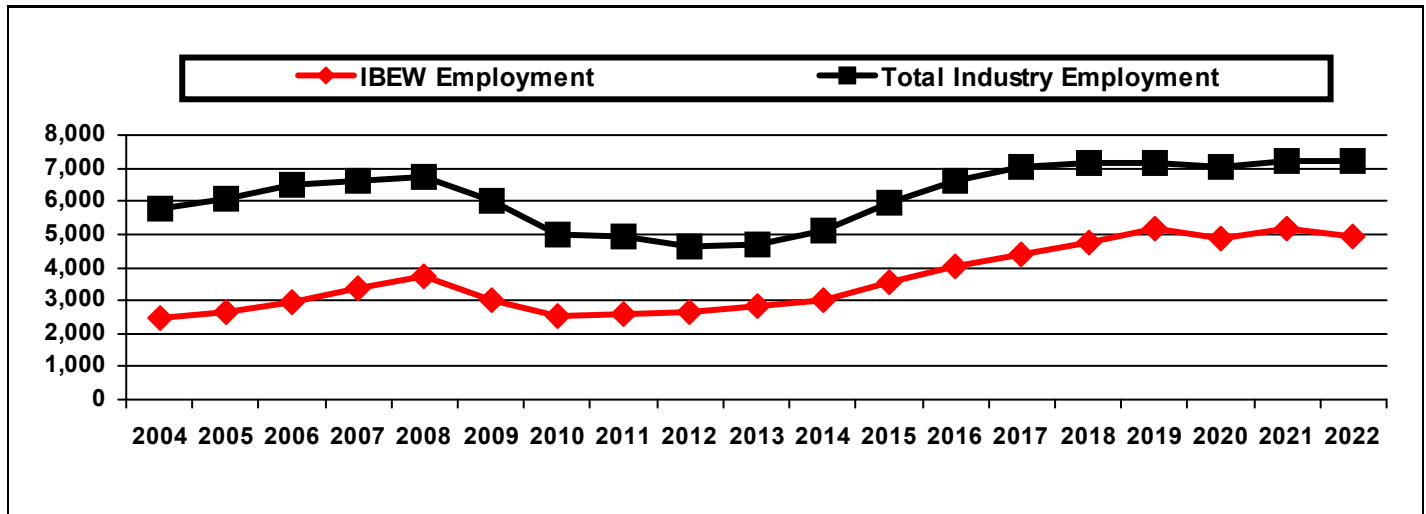


NLMCC Annual Inside Market Share Summaries

IBEW District 9

NECA District 6, Puget Sound Chapter

Local Union	Employment			Wages		
	IBEW	Total Industry	Share	IBEW	Total Industry	Share
Local Union 46, Seattle, WA						
2004	2,453	5,746	43%	\$136,705,019	\$277,746,629	49%
2005	2,657	6,061	44%	\$147,963,392	\$299,697,935	49%
2006	2,943	6,526	45%	\$164,330,720	\$329,630,077	50%
2007	3,375	6,620	51%	\$203,965,262	\$368,680,080	55%
2008	3,705	6,757	55%	\$240,879,540	\$401,309,565	60%
2009	2,998	6,015	50%	\$196,985,539	\$367,920,542	54%
2010	2,518	4,969	51%	\$158,890,433	\$309,154,582	51%
2011	2,592	4,961	52%	\$166,558,230	\$335,818,886	50%
2012	2,672	4,658	57%	\$175,136,677	\$292,222,427	60%
2013	2,807	4,664	60%	\$192,381,972	\$301,995,796	64%
2014	3,022	5,096	59%	\$211,738,435	\$328,769,976	64%
2015	3,572	5,965	60%	\$261,504,464	\$400,624,860	65%
2016	4,021	6,633	61%	\$306,977,059	\$471,286,366	65%
2017	4,398	7,031	63%	\$343,263,636	\$522,681,425	66%
2018	4,781	7,179	67%	\$401,086,837	\$567,910,080	71%
2019	5,148	7,185	72%	\$444,725,797	\$598,870,502	74%
2020	4,894	7,017	70%	\$431,241,410	\$600,678,202	72%
2021	5,158	7,220	71%	\$482,038,184	\$657,761,326	73%
2022	4,922	7,198	68%	\$482,859,419	\$674,226,461	72%



NLMCC 2022 Employment Share

Local Union 46 Seattle, WA

68%

1) Union Employment Data (Source: NEBF)

4,922

(The number of union electrical workers within the local union's jurisdiction for whom contributions were made into the NEBF.)

2a) Industry Employment Data (Source: BLS)

i. Total Electrical Industry Employment in Local Union's Jurisdiction

9,733

(The number of persons within the local union's jurisdiction for whom area contractors paid Unemployment Insurance Tax.)

ii. Adjustment Factor to Reflect Employment of Electrical and Related Occupations

77.0%

(The factor is used to remove from total employment those employees in non-electrician or related positions.)

BLS Adjusted Employment

$$(9,733 \times 0.77) =$$

7,494

(The total employment figure adjusted to reflect the employment of all electrical workers.)

2b) Rebalancing for Out-of-Area Contractors Working In The Jurisdiction

i. Employment In Jurisdiction From Out-of-Area Contractors

18.4%

(The portion of employment by contractors reporting their employment to BLS from other areas of the state where their administrative office is located.)

ii. Employment In All WA Locals From Out-of-Area Contractors

Minus 24.5%

(The portion of employment by contractors reporting employment to BLS from other areas of the state where their administrative office is located for all employers in all local jurisdictions in the state.)

iii. Rebalancing Factor

-6.1%

Rebalancing BLS Adjusted Employment

$$(7,494 \times -0.061) =$$

-460

(The reallocation of employment to better match total electrician employment to union electrician employment. If a local jurisdiction has an above average portion of employment performed by out of area contractors, total employment is adjusted upward. If a local jurisdiction has a below average portion of employment performed by out of area contractors, total employment is adjusted downward.)

2c) Adjustment for IBEW Members Working for Non-Electrical Contractors

Non-Electrical Contractors Employment Adjustment

163

(In some areas union electricians work for general contractors, owners, or some other organizations not in the electrical construction industry. Therefore, these employers do not report to BLS as electrical contractors. Their employment is added to total electrical industry employment to compensate for this undercount.)

2d) Total Industry Employment

$$(7,494 + -460 + 163) =$$

7,198

(The sum of BLS Adjusted Employment, Rebalancing BLS Adjusted Employment, and Adjustment for Non-Electrical Contractor Employment.)

3) 2022 Employment Share

$$4,922 / 7,198 =$$

68%

(Union Employment reported by NEBF divided by the Total Industry Employment.)

WA State Employment Share 52%

Blue = BLS Industry Data

Green = Rebalancing for Out-of-Area Contractors

Red = Non-Electrical Contractors

NLMCC 2022 Wage Share

Local Union 46 Seattle, WA

72%

1) Union Wage Data (Source: NEBF)

\$482,859,419

The amount paid to union electrical workers within the local union's jurisdiction for whom contributions were made into the NEBF.

2a) Industry Wage Data (Source: BLS)

a. Total Electrical Industry Wages in Local Union's Jurisdiction

(The wages paid to all persons within the local union's jurisdiction for whom area contractors paid Unemployment Insurance Tax.)

\$950,844,803

b. Adjustment Factor to Reflect Wages Paid to Electrical and Related Occupations

74.0%

(The factor is used to remove from total wages those amounts paid to employees in non-electrician or related positions.)

BLS Adjusted Wages

$(\$950,844,803 \times 0.74) =$

\$703,625,154

(The total wage figure adjusted to reflect the wages to only electrical workers.)

2b) Rebalancing for Out-of-Area Contractors Working In The Jurisdiction

i. Wages In Jurisdiction From Out-of-Area Contractors

18.4%

(The portion of wages by contractors reporting their wages to BLS from other areas of the state where their administrative office is located.)

ii. Wages In All WA Locals From Out-of-Area Contractors

Minus 24.5%

(The portion of wages by contractors reporting wages to BLS from other areas of the state where their administrative office is located for all employers in all local jurisdictions in the state.)

iii. Rebalancing Factor

-6.1%

Rebalancing BLS Adjusted Wages

$(703,625,154 \times -0.061) =$

(\$43,146,223)

(The reallocation of wages to better match total electrician wages to union electrician wages. If a local jurisdiction has an above average portion of employment performed by out of area contractors, total wages are adjusted upward. If a local jurisdiction has a below average portion of employment performed by out of area contractors, total wages are adjusted downward.)

2c) Adjustment for IBEW Members Working for Non-Electrical Contractors

Non-Electrical Contractors Wage Adjustment

\$13,747,529

(In some areas union electricians work for general contractors, owners, or some other organizations not in the electrical construction industry. Therefore, these employers do not report to BLS as electrical contractors. Their wages are added to total electrical industry wages to compensate for this undercount.)

2d) Total Industry Wages

$(\$703,625,154 + (\$43,146,223) + \$13,747,529) =$

\$674,226,461

(The sum of BLS Adjusted Wages, Rebalancing BLS Adjusted Wages, and Adjustment for Non-Electrical Contractor Wages.)

3) 2022 Wage Share

$\$482,859,419 \div \$674,226,461 =$

72%

(Union Wages reported by NEBF divided by the Total Industry Wages.)

WA State Wage Share 57%

Blue = BLS Industry Data

Green = Rebalancing for Out-of-Area Contractors

Red = Non-Electrical Contractors

NLMCC 2022 Inside Market Share Worksheet

Local Union 46 Seattle, WA

BLS Industry Data: Electrical Contractors, North American Industry Classification System (NAICS) 23821. The BLS source is the Quarterly Census of Employment and Wages (QCEW) program, which publishes a quarterly count of employment and wages reported by employers covering 98 percent of U.S. jobs, available at the county, MSA, state and national levels by industry (<http://www.bls.gov/cew/>).

NEBF is the source of the employment and wages of the Non-Electrical Contractors.

2a BLS Employment Data:	Annual Actual	Annual Adjusted	2a) BLS Wage Data:	Annual Actual	Annual Adjusted	
County Employment	9,688	7,460	County Wages	\$946,454,956	\$700,376,667	
Share of Statewide Employment	X	35	Share of Statewide Wages	X	\$3,248,487	
Total BLS	9,688	7,494	Total BLS	\$946,454,956	\$703,625,154	
2b) Rebalancing Factor for Out-of-Area Contractors Working In Jurisdiction		-6 %	2b) Rebalancing Factor for Out-of-Area Contractors Working In Jurisdiction		-6 %	
2b) Rebalancing BLS Adjusted Employment		-460	2b) Rebalancing BLS Adjusted Wages		(\$43,146,223)	
2c) Adjustment for IBEW Members Working for Non-Electical Contractors		163	2c) Adjustment for IBEW Members Working for Non-Electical Contractors		\$13,747,529	
2d) Total Industry Employment		7,198	2d) Total Industry Wages		\$674,226,461	
County and/or Non-Electrical 'Inside' Employer	Local Union's County Jurisdiction	<i>BLS County Employment Data</i>		<i>BLS County Wage Data</i>		
		Annual Actual	77% Adjusted X County Jurisdiction	Average Annual Wage (Adjusted Data)	Annual Actual	74% Adjusted X County Jurisdiction
Clallam County, WA	100%	128	98	\$67,995	\$9,046,776	\$6,694,614
Jefferson County, WA	100%	87	67	\$62,149	\$5,620,760	\$4,159,362
King County, WA	100%	9,071	6,985	\$95,655	\$902,888,000	\$668,137,120
Kitsap County, WA	100%	402	309	\$69,117	\$28,899,420	\$21,385,571
*ASSA ABLOY ENTRANCE	100%		9			\$828,322
*ELECTRICAL CONSTRCT	100%		147			\$12,370,524
*JUSTICE SYSTEMS	100%		4			\$255,380
*SEATTLE HOUSING AUTH	100%		3			\$293,304

NLMCC Five-Year Inside Employment Worksheet

Local Union 46 Seattle, WA

BLS Industry Data: Electrical Contractors, North American Industry Classification System (NAICS) 23821. The BLS source is the Quarterly Census of Employment and Wages (QCEW) program, which publishes a quarterly count of employment and wages reported by employers covering 98 percent of U.S. jobs, available at the county, MSA, state and national levels by industry (<http://www.bls.gov/cew/>).

NEBF is the source of the Non-Electrical Contractor employment.

2a) BLS Adjusted Employment Data:	2018	2019	2020	2021	2022
County Employment	7,269	7,407	7,042	7,508	7,460
Share of Statewide Employment	34	34	33	35	35
BLS Adjusted Employment	7,303	7,441	7,075	7,543	7,495
2b) Rebalancing Factor for Out-of-Area Contractors Working In Jurisdiction	-4 %	-6 %	-3 %	-7 %	-6 %
2b) Rebalancing BLS Adjusted Employment	-279	-430	-247	-496	-460
2c) Adjustment For IBEW Members Working For Non-Electrical Contractors	153	174	189	173	163
2d) Total Industry Employment	7,177	7,185	7,017	7,220	7,198

County and/or Non-Electrical 'Inside' Employer	Local Union's County Jurisdiction	BLS Electrical Contractors (NAICS 23821) Annual Average Employment Data Adjusted by 77% X Local Union's Percentage of County Jurisdiction				
		2018	2019	2020	2021	2022
Clallam County, WA	100%	74	61	62	78	98
Jefferson County, WA	100%	49	57	55	65	67
King County, WA	100%	6,865	6,979	6,631	7,044	6,985
Kitsap County, WA	100%	281	310	295	321	309
*ASSA ABLOY ENTRANCE SYSTEM	100%					9
*ELECTRICAL CONSTRCT CO/EC POWE	100%	151	170	186	168	147
*GREYHOUND EXPO SERVICES INC	100%					
*JUSTICE SYSTEMS	100%	2	2	1	3	4
*SEATTLE HOUSING AUTH	100%					
*SEATTLE HOUSING AUTHORITY	100%		2	2	2	3

NLMCC Five-Year Inside Wages Worksheet

Local Union 46 Seattle, WA

BLS Industry Data: Electrical Contractors, North American Industry Classification System (NAICS) 23821. The BLS source is the Quarterly Census of Employment and Wages (QCEW) program, which publishes a quarterly count of employment and wages reported by employers covering 98 percent of U.S. jobs, available at the county, MSA, state and national levels by industry (<http://www.bls.gov/cew/>).

NEBF is the source of the Non-Electrical Contractor wages.

2a) BLS Adjusted Wage Data:	2018	2019	2020	2021	2022
County Wages	\$576,524,406	\$618,550,473	\$604,423,129	\$685,593,848	\$700,376,667
Share of Statewide Wages	2,674,035	2,868,961	2,803,435	3,179,921	3,248,487
BLS Adjusted Wages	579,198,441	621,419,434	607,226,564	688,773,770	703,625,154
2b) Rebalancing Factor for Out-of-Area Contractors Working In Jurisdiction	-4 %	-6 %	-3 %	-7 %	-6 %
2b) Rebalancing BLS Adjusted Wages	-22,146,294	-35,914,097	-21,228,487	-45,323,838	-43,146,223
2c) Adjustment For IBEW Members Working For Non-Electrical Contractors	10,725,560	13,365,165	14,680,125	14,311,394	13,747,529
2d) Total Industry Wages	567,777,707	598,870,502	600,678,202	657,761,326	674,226,461

County and/or Non-Electrical 'Inside' Employer	Local Union's County Jurisdiction	BLS Electrical Contractors (NAICS 23821) Total Annual Wage Data Adjusted by 74% X Local Union's Percentage of County Jurisdiction				
		2018	2019	2020	2021	2022
Clallam County, WA	100%	2,883,336	2,533,902	3,243,698	4,634,702	6,694,614
Jefferson County, WA	100%	2,256,523	2,757,466	2,851,018	3,808,543	4,159,362
King County, WA	100%	555,255,300	594,288,820	579,220,902	655,503,568	668,137,120
Kitsap County, WA	100%	16,129,247	18,970,285	19,107,512	21,647,034	21,385,571
*ASSA ABLOY ENTRANCE SYSTEM	100%					828,322
*ELECTRICAL CONSTRCT CO/EC POWE	100%	10,617,247	13,029,277	14,366,317	13,943,429	12,370,524
*GREYHOUND EXPO SERVICES INC	100%					
*JUSTICE SYSTEMS	100%	108,313	175,881	123,777	190,168	255,380
*SEATTLE HOUSING AUTH	100%					
*SEATTLE HOUSING AUTHORITY	100%		160,007	190,031	177,797	293,304

Rebalancing for Out-of-Area Contractors Working In The Jurisdiction

The electrical contractor labor hours shown in this section are used to determine the percentage of employment and wages (union and non-union) that were reported by firms domiciled outside the local union's county jurisdiction. The Out-of-Area percentage is shown on the market share calculation sheets, line "2b) i. Employment/Wages In Jurisdiction From Out-of-Area Contractors." Since labor hours are available only for union contractors, the market share methodology assumes that out-of-area non-union contractors travel for work into the jurisdiction at the same rate.

The table below shows the local union's percentage breakdown of labor hours by where its contractors are domiciled. The labor hours by individual contractor are listed on the pages that follow.

Local Union 46		
<u>Electrical Contractors Domiciled</u>	<u>Annual Labor Hours</u>	<u>Percent</u>
In-Area	6,391,236	81.6%
Out-of-Area	1,441,742	18.4%
Total	7,832,978	

In-Area: Electrical Contractors that Paid into NEBF in 2022 with Addresses Inside the Jurisdiction of Local Union 46

Company Name	Address	NEBF Hours
ADAMS COUNTY		
STURGEON ELECTRIC CO INC	12150 E 112TH AVE, HENDERSON, CO, 80640	101,488
CLALLAM COUNTY		
ANGELES ELECTRIC CO	524 E 1ST ST, PORT ANGELES, WA, 98362	9,960
OLYMPIC ELECTRIC CO	4230 TUMWATER TRUCK RT, PORT ANGELES, WA, 98362	22,067
STRAITS ELECTRIC	P O BOX 2914, PORT ANGELES, WA, 98362	1,500
SYNERGY ELECTRICAL CONTRACTING	PO BOX 1544, PORT ANGELES, WA, 98362	11,826
COWLITZ COUNTY		
J H KELLY LLC/KELLY ELECTRIC GRP	821 3RD AVE, LONGVIEW, WA, 98632	7,819
KING COUNTY		
****PRIME ELECTRIC INC	3460 161ST AVE SE, BELLEVUE, WA, 98008	1,270,453
16 D LLC	P O BOX 804, VASHON, WA, 98073	14,572
AAAC ELECTRIC	SUITE 1, SEATTLE, WA, 98106	1,776
AC ELECTRIC	20012 35TH AVENUE SOUTH, SEATAC, WA, 98198	12,431
ALL CITY ELECTRIC INC	619 NW RICHMOND, SHORELINE, WA, 98177	10,909
ALL WIRE ELECTRIC INC	600 SW 13TH ST #200, RENTON, WA, 98057	45,075
ANM ELECTRIC INC	8810 172ND AVE N E, REDMOND, WA, 98052	6,138
APEX ELECTRICAL GROUP	3420 C ST NE, AUBURN, WA, 98002	7,174
ARTISAN ELECTRIC INC	969 S NEBRASKA ST #A, SEATTLE, WA, 98108	37,250
ASHFORD ELECTRIC & CONST	P O BOX 1705, WOODINVILLE, WA, 98072	12,954
ASTOR ELECTRIC LLC	13228 SE 30TH ST C-3, BELLEVUE, WA, 98005	8,345
BEST TECH INC	17324 270TH AVE SE, ISSAQUAH, WA, 98027	6,272
BOWIE ELECTRIC SERVICE INC	2232 N.W. MARKET ST, SEATTLE, WA, 98107	32,669
BOYER ELECTRIC CO INC	20150 144TH AVE, WOODINVILLE, WA, 90072	23,122
BRIDGE ELECTRIC INC	SUITE 132, SEATTLE, WA, 98116	12,573
BURKE ELECTRIC LLC	13563 SE 27TH PLACE, BELLEVUE, WA, 98005	24,942
CASCADE MACHINE ELECTRIC	4600 E MARGINAL WAY S, SEATTLE, WA, 98124	2,004
CHAU ELECTRIC LLC	5028 HIGHLAND DR SE, AUBURN, WA, 98092	12,519

In-Area: Electrical Contractors that Paid into NEBF in 2022 with Addresses Inside the Jurisdiction of Local Union 46

Company Name	Address	NEBF Hours
KING COUNTY		
COCHRAN ELEC CO INC	12500 AURORA AVE N, SEATTLE, WA, 98133	1,186,500
CONTROL CONTRACTORS INC C/O LONG BLDG	5300 DENVER AVE SOUTH, SEATTLE, WA, 98108	4,329
ELECTRICAL SERVICE INC	1128 21ST AVE E, SEATTLE, WA, 98112	7,464
ELECTRICAL SYSTEMS SOLUTIONS INC	PO BOX 16452, SEATTLE, WA, 98116	10,689
EVERGREEN POWER SYSTEMS INC	3623 E MARGINAL WAY S, SEATTLE, WA, 98134	158,803
EVERGREEN TECHNOLOGIES INC	3623 E MARGINAL WAY S, SEATTLE, WA, 98134	36,142
FOX ELECTRIC CO	P O BOX 630, KENT, WA, 98035	23,693
FOY INDUST ELECTR CORP	SUITE 115, RENTON, WA, 98057	60,739
FULLER ELECTRIC INC	1220 S 356TH STREET, FEDERAL WAY, WA, 98003	7,912
GREAT NW ELECTRIC LLC	13514 37TH AVE S, TUKWILA, WA, 98168	53
HANCO ELECTRIC LLC	23434 SE DAYBREAK PL, MAPLE VALLEY, WA, 98038	3,484
HOLADAY PARKS INC	4600 S 134TH PLACE, TUKWILA, WA, 98168	21,324
HOLMES ELECTRIC CO	PO BOX 338, KENT, WA, 98035	191,070
INTEGRATED TECHONOLOGIES GROUP INC	PO BOX 1267, BOTHELL, WA, 98041	7,240
INTEGRITY NETWORKS INC	2220 LIND AVE SW SUITE106, RENTON, WA, 98057	53,839
JOHNSON ELECTRIC INC	11816 NE 116TH ST, KIRKLAND, WA, 98034	27,889
KING CO HOUSING AUTHORITY	600 ANDOVER PARK WEST, TUKWILA, WA, 98188	2,064
KOLKAY ELECTRIC INC	PO BOX 459, RAVENSDALE, WA, 98051	18,176
LAKES ELEC INC	STE B, KENT, WA, 98032	4,693
LINDER ELEC INC	7004 180TH AVE N, REDMOND, WA, 98052	9,750
LUNSTRUM ELECTRIC	15372 JUANITA DR NE, KENMORE, WA, 98028	10,615
MACDONALD MILLER FACILITY SOLUTIONS	7717 DETROIT AVE SW, SEATTLE, WA, 98188	40,634
MCKINSTRY ELECTRIC	5005 3RD AVE SO, SEATTLE, WA, 98134	124,803
NELSON ELECTRIC INC	9620 STONE AVE N STE 201, SEATTLE, WA, 98103	156,206
NW SIGNAL MAINTENANCE	SUITE B2, BELLEVUE, WA, 98001	2,535
PACIFIC COMMUNICATION CABLING	10604 E RIVERSIDE DR, BOTHELL, WA, 98011	5,194
PORT OF SEATTLE	PO BOX 1209, SEATTLE, WA, 98111	154,685

In-Area: Electrical Contractors that Paid into NEBF in 2022 with Addresses Inside the Jurisdiction of Local Union 46

Company Name	Address	NEBF Hours
KING COUNTY		
PRECISION ELECTRIC GROUP INC	15301 NE 90 ST, REDMOND, WA, 98052	127,477
PURE POWER LLC	16319 123RD PLACE NE, BOTHELL, WA, 98011	2,088
S H J ELECTRIC CO INC	18920 13TH PLACE S, SEA TAC, WA, 98148	28,842
SAINT GOBAIN CONTAINER PACKAGING MAINT	5801 E MARGINAL WAY, SEATTLE, WA, 98134	22,620
SCHEIDER ELECTRIC INC	2305 N 178TH ST, SHORELINE, WA, 98133	6,039
SEQUOYAH ELECTRIC LLC	15135 NE 92ND ST, REDMOND, WA, 98052	481,147
SERVICEMARK TENANT	1221 FOURTH AVE, SEATTLE, WA, 98101	3,807
SHORELINE CONCRETE & DRILLING LLC	16001 WALINGFORD N, SHORELINE, WA, 98133	2,388
SME OF SEATTLE INC	8575 WILLOWS RD NE, REDMOND, WA, 98052	68,602
SPHERE SOLAR ENERGY	9520 ROOSEVELT WAY NE, SEATTLE, WA, 98115	8,038
STATIC ENERGY INC	14241 NE WOODINVILLE-, WOODINVILLE, WA, 98072	22,687
STAUDT ELECTRIC	15836 43RD AVENUE SOUTH, TUKWILA, WA, 98188	2,085
SUNDANCER ELECTRIC INC	STE 101, KENT, WA, 98032	24,475
SUNNY ELECTRIC & REFRIGERATION LLC	29617 58TH PLACE SOUTH, AUBURN, WA, 98001	1,828
TEKNON GOVERNMENT SERVICES	15223 NE 90TH ST STE 100, REDMOND, WA, 98052	38,475
THE JUICE COMPANY	30515 164TH AVE SE, AUBURN, WA, 98092	1,291
TITAN ELECTRIC INC	12828 NORTHUP WAY, BELLEVUE, WA, 98005	311,896
TRANSCON COMPANY LLC	4240 B STREET NW, AUBURN, WA, 98001	15,760
TRIBAL ELECTRIC	PO BOX 78523, SEATTLE, WA, 98178	3,306
UNION SQUARE TENANT SERVICES INC	600 UNIVERSITY STREET, SEATTLE, WA, 98101	4,860
VECA ELECTRIC & TECHNOLOGIES LLC	P O BOX 80467, SEATTLE, WA, 98108	896,022
VIEWLANDS ELECTRIC	416 NORTH 110TH STREET, SEATTLE, WA, 98133	1,360
VITAL MECHANICAL INC	1420 MAPLE AVE SW, RENTON, WA, 98057	1,798
WESTCOAST INDUSTRIAL ELECTRIC CO INC	P O BOX 15390, SEATTLE, WA, 98115	812
ZION ELECTRIC LLC	12819 SE 38TH ST SUITE260, BELLEVUE, WA, 98006	2,084
KITSAP COUNTY		
ADVANCED HEATING AND COOLING INC	1211 IVY RD #103, BREMERTON, WA, 98310	186

In-Area:
**Electrical Contractors that Paid into NEBF in 2022 with Addresses
 Inside the Jurisdiction of Local Union 46**

Company Name	Address	NEBF Hours
KITSAP COUNTY		
NORTH SHORE ELECTRIC INC	14650 CAVALLI ROAD SE, OLALLA, WA, 98359	10,417
PSW ELECTRIC	PO BOX 5, OLALLA, WA, 98359	3,141
SAFARI ELECTRIC LLC	6536 KITSAP WAY, BREMERTON, WA, 98312	19,160
SOURCE ELECTRIC LLC	7045 BANNER RD SE, PORT ORCHARD, WA, 98367	10,802
SOUTH SOUND ELECTRIC INC	P O BOX 937, PORT ORCHARD, WA, 98366	8,231
MULTNOMAH COUNTY		
ON ELECTRIC GROUP INC	3200 NW YEON AVENUE, PORTLAND, OR, 97210	205,251
PIERCE COUNTY		
BLUECORE POWER LLC	P O BOX 941, GRAHAM, WA, 98338	22,582
TITAN EARTHWORK LLC	1585 VALENTINE AVENUE, PACIFIC, WA, 98047	5,329
Total In-Area Electrical Contractor Labor Hours		6,391,236

Out-of-Area: Electrical Contractors that Paid into NEBF in 2022 with Addresses Outside of the Jurisdiction of Local Union 46

Company Name	Address	NEBF Hours
ALAMEDA COUNTY (Local Union)		
SILMAN CONSTRUCTION	1600 FACTOR AVENUE, SAN LEANDRO, CA, 94577	818
BENTON COUNTY (Local Union)		
ATOMIC ELECTRIC INC.	3903 SOUTHLAKE DR, W RICHLAND, WA, 99353	2,541
CHELAN COUNTY (Local Union)		
SCHMITT ELECTRIC INC	1114 WALLA WALLA AVE, WENATCHEE, WA, 98801	853
CLACKAMAS COUNTY (Local Union)		
LIBERTY ELECTRIC LLC	17075 SE 82ND DR, CLACKAMAS, OR, 97015	25,545
STONER ELEC INC	1904 SE OCHOCO ST, PORTLAND, OR, 97222	5,072
THE FIBER GUYS LLC	10890 S WILDCAT ROAD, MOLALLA, OR, 97038	6,529
CLARK COUNTY (Local Union)		
EDLEN ELECTRICAL EXHIBITION SERVICES	6705 S EASTERN AVE, LAS VAGAS, NV, 89119	21,194
KIEWIT PACIFIC CO	2200 COLUMBIA HOUSE BLVD, VAN COUVER, WA, 98661	53,187
MILL PLAIN ELECTRIC	BLDG A, VANCOUVER, WA, 98665	792
DOUGLAS COUNTY (Local Union)		
KIEWIT HOFFMAN/AJV	2086 WAEK7-10, OMAHA, NE, 68137	286
MASS ELECTRIC CONSTRUCTION COMPANY	12720 I STREET, OMAHA, NE, 68137	73,431
GRANT COUNTY (Local Union)		
STETNER ELECTRIC INC	P O BOX 1750, QUINCY, WA, 98848	2,089
GRAYS HARBOR COUNTY (Local Union)		
MADSEN CARL T INC	913 POLK STREET, ABERDEEN, WA, 98520	9,163
LEWIS COUNTY (Local Union)		
TRAVERS SOUND & TELECOMMUNICATION SYSTEM	122 STURDEVANT RD, CHEHALIS, WA, 98532	386
LOS ANGELES COUNTY (Local Union)		
MORROW MEADOWS CORP	231 BENTON COURT, CITY OF INDUSTRY, CA, 91789	193
ORANGE COUNTY (Local Union)		
COSCO FIRE PROTECTION	29222 RANCHO VIEJO ROAD, SAN JUAN CAPISTRANO, CA, 92675	13,971

Out-of-Area: Electrical Contractors that Paid into NEBF in 2022 with Addresses Outside of the Jurisdiction of Local Union 46

Company Name	Address	NEBF Hours
PIERCE COUNTY		
(Local Union)		
AMAYA ELECTRIC	PO BOX 98686, LAKEWOOD, WA, 98496	10,395
AULT ELECTRIC CO INC	2348 SOUTH HOLGATE, TACOMA, WA, 98402	3,870
D&R MONITORING NETWORKS	PO BOX 1008, SUMNER, WA, 98390	4,861
DANARD ELECTRIC INC	18819 38TH AVENUE E, TACOMA, WA, 98446	5,371
E SQUARED SYSTEMS	PO BOX 731227, PUYALLUP, WA, 98373	2,866
ELECTRIC CONSTRUCTION CO	P O BOX 111289, TACOMA, WA, 98411	101
ELECTRIC SYSTEMS LLC	P O BOX 9276, TACOMA, WA, 98490	1,628
E-Z INTERFACE CO	2725 S HOSMER STREET, TACOMA, WA, 98409	21,314
FIRESHIELD INC	5202 OLYMPIC DR NW, GIG HARBOR, WA, 98335	723
J M CORP & SON INC	SUITE 8-387, PUYALLUP, WA, 98373	15,465
M D MARINE ELECTRIC LTD	672 EAST 11TH STREET, TACOMA, WA, 98421	32,773
N W UTILITY SERVICE LLC	P O BOX 1008, SUMNER, WA, 98390	999
RUI - REFRIGERATION UNLIMITED INC	P O BOX 1745, GIG HARBOR, WA, 98335	13,129
SCOTTS ELECTRIC SERVICE	C/O ACCTG TAXES INC, TACOMA, WA, 98448	3,120
TAPPS ELECTRIC LLC	19505 64TH ST E, BONNEY LAKE, WA, 98391	6,252
TESLA ELECTRIC LLC	PO BOX 7066, BONNEY LAKE, WA, 98391	10,387
THOMPSON ELECTRICAL CONSTRUCTION INC	PO BOX 45260, TACOMA, WA, 98448	21,186
TOTEM ELECTRIC OF TACOMA INC	2332 SO JEFFERSON AVE, TACOMA, WA, 98401	7,775
TRANSPORTATION SYSTEMS	6917 166TH AVE E, SUMNER, WA, 98390	6,505
PRINCE GEORGES COUNTY		
(Local Union)		
C3M POWER SYSTEMS	SUITE 200, CAPITOL HEIGHTS, MD, 20743	2,957
SAN DIEGO COUNTY		
(Local Union)		
HMT ELECTRIC NORTH INC	2340 MEYERS AVE, ESCONDIDO, CA, 92029	2,901
SCOTT COUNTY		
(Local Union)		
MASTER ELECTRIC CO INC	8555 W 123RD STREET, SAVAGE, MN, 55378	7,561
SKAGIT COUNTY		
(Local Union)		
DATSKIY ELECTRIC LLC	1908 ISLAND VIEW PL, ANACORTES, WA, 98221	51,382

Rebalancing for Out-of-Area Contractors Working In The Jurisdiction

Out-of-Area: Electrical Contractors that Paid into NEBF in 2022 with Addresses Outside of the Jurisdiction of Local Union 46

Company Name	Address	NEBF Hours
SKAGIT COUNTY		
(Local Union)		
ELECTRIC WEST INC	817 NORTH 6TH ST STE B, MOUNT VERNON, WA, 98273	427
SOLELECTRIC LLC	22434 SR 534, MT VERNON, WA, 98724	5,150
VP ELECTRICAL SERVICES	2301 MARKET ST SUITE 135, MT VERNON, WA, 98273	12,123
SNOHOMISH COUNTY		
(Local Union)		
ADVANCED POWER LLC	P O BOX 13705, MILL CREEK, WA, 98082	378
CONTROL DYNAMICS	SUITE G, EVERETT, WA, 98201	848
DUNSTON BRADLEY INDUSTRIAL INC	PO BOX 13266, EVERETT, WA, 98206	1,122
DUTTON ELEC CO INC	12407 MUKILTEO SPEEDWAY, LYNNWOOD, WA, 98037	6,566
ELCON CORP	5801 23RD DR W, EVERETT, WA, 98204	82,793
ELECTRICAL SUPPORT CO	18402 66TH AVENUE, LYNNWOOD, WA, 98037	1,957
ELECTROCOM S&C SYSTEMS	6815 216TH ST SW, LYNNWOOD, WA, 98036	4,048
ELM SOLUTIONS CORP DBA DALTON ELEC CORP	3511 132ND STREET SW #4, LYNNWOOD, WA, 98087	4,860
EWING ELECTRIC INC	539 MAIN ST, EDMONDS, WA, 98020	3,622
H & M ELECTRIC INC	P O BOX 799, MARYSVILLE, WA, 98270	34,379
HAMPTON ELEC INC	1729 181ST PLACE SW, LYNNWOOD, WA, 98037	1,641
MAIN STREET ELECT INC	PO BOX 1856, EDMONDS, WA, 98020	11,700
MILNE ELECTRIC INC	14582 172ND DR SE SUITE 1, MONROE, WA, 98272	46,311
NORTHWEST EDISON @ IND LIGHT & ENERGY	14253 159TH DR SE, MONROE, WA, 98272	1,398
PACIFIC COAST ELECTRIC	16620 NORTH ROAD, BOTHELL, WA, 98012	11,177
SCANR LLC	404 201ST ST SE, BOTHELL, WA, 98012	1,754
SCHMIDT FAMILY ELECTRIC	10304 MERIDIAN AVENUE, EVERETT, WA, 98208	448
SEA COM CABLING INC	3014 HOYT AVENUE, EVERETT, WA, 92801	35,171
SEAHURST ELECTRIC INC	2915 CHESTNUT STREET, EVERETT, WA, 98201	34,043
SERVICE ELECTRIC COMPANY INC	1615 FIRST STREET, SNOHOMISH, WA, 98290	5,685
SKYLINE COMMUNICATIONS	12002 BEVERLY PARK ROAD, EVERETT, WA, 98204	28,761
SKYLINE ELECTRICAL SERVICES LLC	9229 271ST NW STE 746, STANWOOD, WA, 98292	33
TRI NAR INC	SUITE 164, BOTHELL, WA, 98021	4,696

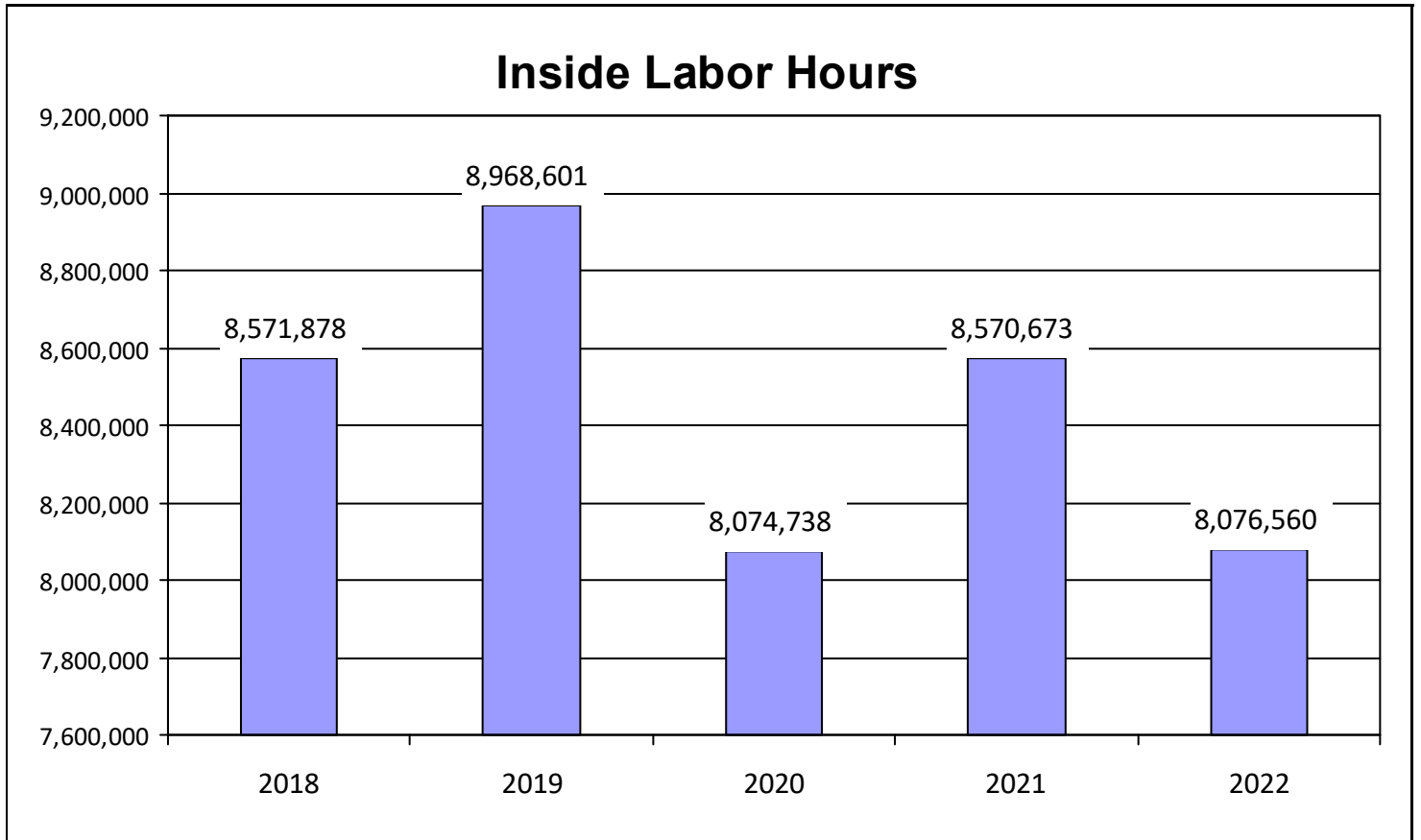
Out-of-Area: Electrical Contractors that Paid into NEBF in 2022 with Addresses Outside of the Jurisdiction of Local Union 46

Company Name	Address	NEBF Hours
SNOHOMISH COUNTY (Local Union)		
VALLEY ELECTRIC CO OF MT VERNON INC	1100 MERRILL CREEK PKWY, EVERETT, WA, 98203	454,961
SOLANO COUNTY (Local Union)		
SHIMMICK CONSTRUCTION CO INC	1 HARBOR CENTER SUITE 200, SUISUN, CA, 94585	5,900
SPOKANE COUNTY (Local Union)		
ARC ELEC & LIGHTING CORP	5524 N JULIA ST, SPOKANE, WA, 99217	827
COLVICO INC	2812 N PITTSBURG ST, SPOKANE, WA, 99220	3,146
POWERCOM INC	PO BOX 2507, SPOKANE, WA, 99220	40,886
ST. LOUIS COUNTY (Local Union)		
NETCOM INC	1632 HEADLAND DRIVE, FENTON, MO, 63026	30,837
THURSTON COUNTY (Local Union)		
ALLIED ELECTRIC SERVICE INC	P O BOX 3855, LACEY, WA, 98509	2,039
BETSCHART ELECTRIC CO INC	500 CHERRY ST SE, OLYMPIA, WA, 98201	726
BETSCHART ELECTRICAL SERVICES LLC	P O BOX 129, EAST OLYMPIA, WA, 98540	3,985
M B ELECTRIC LLC	P O BOX 5758, LACEY, WA, 98509	15,797
SARE ELECTRIC INC/ ELECL TECHNOLOGY INC	PO BOX 12870, OLYMPIA, WA, 98508	23,727
UNITED STATES ELECTRIC CORP OF WA	INSIDE BRIGHTWATER PRO, OLYMPIA, WA, 98507	1,439
TRAVIS COUNTY (Local Union)		
EPIC ELECTRIC INC	9600 ESCARPMENT BLVD, AUSTIN, TX, 78749	41,455
WAKE COUNTY (Local Union)		
WELLS GLOBAL WEST LLC	4540 PRESLYN DRIVE, RALEIGH, NC, 27616	18,150
WASHINGTON COUNTY (Local Union)		
MCCOY ELECTRIC CO INC	29191 NW WEST UNION RD, NORTH PLAINS, OR, 97133	4,754
WOOD COUNTY (Local Union)		
CCEG LLC DBA LAIBE ELECTRIC	26440 SOUTHPOINT RD, PERRYSBURG, OH, 43551	2,466
Total Out-of-Area Electrical Contractor Labor Hours		1,441,742

Non-Electrical Contractors That Paid Into NEBF in 2022 with Local Union 46

Company Name	Address	NEBF Hours
ASSA ABLOY ENTRANCE SYSTEM	SUITE 302, HAMILTON, NJ, 08691	16,236
ELECTRICAL CONSTRCT CO/EC POWER SYSTEMS	P O BOX 10286, PORTLAND, OR, 97296	216,252
JUSTICE SYSTEMS	SUITE 306, AUBURN, WA, 98001	5,812
SEATTLE HOUSING AUTHORITY	SUITE 100, SEATTLE, WA, 98109	5,283
Total Non-Electrical Contractor Labor Hours		243,582

Local Union 46
Annual Inside Labor Hours By Employer



Local Union 46

Annual Inside Labor Hours By Employer

Employer	2018	2019	2020	2021	2022
16 D LLC	14,911	17,144	16,667	15,399	14,572
A & A ELECTRIC SERVICE	269	0	0	0	0
A AND R SOLAR DBA A & R SOLAR	0	0	0	36	0
AAAC ELECTRIC	1,769	1,552	2,760	2,136	1,776
AAAC ELECTRIC	424	512	0	0	0
AC ELECTRIC	2,933	7,843	8,669	13,451	12,431
ACCURATE ELECTRIC UNLIMITED	0	53	51	0	0
ADVANCED HEATING AND COOLING INC	0	0	0	175	186
ADVANCED POWER LLC	1,795	841	371	1,052	378
AGUALINE PLUMBING	588	0	0	0	0
ALL CITY ELECTRIC INC	10,186	10,391	9,219	10,510	10,909
ALL SPECIALTIES ELECTRIC	138	112	0	0	0
ALL WIRE ELECTRIC INC	41,443	60,073	41,440	51,656	45,075
ALLIED ELECTRIC SERVICE INC	3,580	1,596	2,651	2,429	2,039
AMAYA ELECTRIC	13,164	8,002	7,857	6,316	10,395
AMERICAN EAGLE SYSTEMS	0	315	0	0	0
ANGELES ELECTRIC CO	8,557	8,644	11,373	9,591	9,960
ANM ELECTRIC INC	4,715	5,408	5,622	4,881	6,138
ANZAC ELECTRIC LLC	2,212	0	0	0	0
APEX ELECTRICAL GROUP	0	0	0	0	7,174
ARC ELEC & LIGHTING CORP	756	2,907	5,931	3,239	827
ARTISAN ELECTRIC INC	23,139	15,508	19,776	26,671	37,250
ASHFORD ELECTRIC & CONST	11,814	10,001	10,716	11,420	12,954
ASSA ABLOY ENTRANCE SYSTEM	0	0	0	0	16,236
ASTOR ELECTRIC LLC	12,470	11,513	11,623	7,412	8,345
ATOMIC ELECTRIC INC.	0	0	0	0	2,541
AULT ELECTRIC CO INC	1,887	1,949	2,006	3,465	3,870
BEST TECH INC	8,807	7,714	5,410	3,809	6,272
BETSCHART ELECTRIC CO INC	1,558	1,676	196	0	726
BETSCHART ELECTRICAL SERVICES LLC	2,762	3,308	6,136	10,113	3,985
BLOODMARSH LLC/DBA MAC INDUSTRIES	0	12	0	0	0

Local Union 46 Annual Inside Labor Hours By Employer

Employer	2018	2019	2020	2021	2022
BLUECORE POWER LLC	12,735	10,564	15,531	23,443	22,582
BOWIE ELECTRIC SERVICE & SUPPLY INC	21,933	22,241	12,862	0	0
BOWIE ELECTRIC SERVICE INC	0	0	4,163	24,871	32,669
BOYER ELECTRIC CO INC	19,185	17,400	17,196	42,129	23,122
BRIDGE ELECTRIC INC	13,209	13,725	11,228	13,700	12,573
BURKE ELECTRIC LLC	32,050	50,989	68,731	23,353	24,942
C3M POWER SYSTEMS	0	1,244	285	2,245	2,957
CAPITAL ELECTRIC INC	0	0	217	0	0
CASCADE MACHINE ELECTRIC	2,034	1,989	1,958	1,973	2,004
CCEG LLC DBA LAIBE ELECTRIC	0	0	0	0	2,466
CEC ELECTRICAL CONTRACTING LLC	6,216	0	0	0	0
CEDAR GROVE COMPOSTING INC	2,009	1,661	0	0	0
CHAIN ELECTRIC HOLDINGS INC	4,766	5,598	3,648	1,583	0
CHAMPION & ASSOC	12,484	19,386	8,851	519	0
CHAU ELECTRIC LLC	0	0	0	7,248	12,519
CHRISTENSON ELECTRIC INC	0	0	6,752	0	0
CLINTON & SONS	10,572	10,454	2,865	960	0
COCHRAN ELEC CO INC	884,160	793,817	848,873	1,558,348	1,186,500
COLVICO INC	2,107	7,997	9,042	8,139	3,146
COMMUNICATIONS ENERGY TECH SOLUTIONS INC	46	312	446	649	0
CONTROL CONTRACTORS INC C/O LONG BLDG	5,649	4,432	5,413	4,119	4,329
CONTROL DYNAMICS	3,105	1,558	1,124	1,225	848
COSCO FIRE PROTECTION	3,700	4,352	4,866	12,108	13,971
CRAWFORD ELECTRIC LLC	814	354	150	0	0
D W CLOSE CO INC	0	0	40	0	0
D&R MONITORING NETWORKS	0	0	0	0	4,861
DALTON ELEC CO	15,177	2,225	0	0	0
DANARD ELECTRIC INC	13,939	44,934	10,474	4,190	5,371
DATSKIY ELECTRIC LLC	0	6,570	20,296	46,486	51,382
DRAKE ELECTRIC	0	0	4,795	1,598	0

Local Union 46 Annual Inside Labor Hours By Employer

Employer	2018	2019	2020	2021	2022
DUNSTON BRADLEY INDUSTRIAL INC	0	1,114	818	768	1,122
DUTTON ELEC CO INC	22,749	14,839	8,258	8,316	6,566
E SQUARED SYSTEMS	3,240	4,658	4,051	2,713	2,866
EDLEN ELECTRICAL EXHIBITION SERVICES	21,953	20,647	5,732	7,243	21,194
ELCON CORP	94,450	106,848	160,520	127,464	82,793
ELECTRIC CONSTRUCTION CO	144	37	0	91	101
ELECTRIC SMITH	199	59	193	35	0
ELECTRIC SYSTEMS LLC	0	0	1,671	1,840	1,628
ELECTRIC WEST INC	0	0	0	2,797	427
ELECTRICAL CONSTRCT CO/EC POWER SYSTEMS	246,589	271,438	289,607	258,673	216,252
ELECTRICAL SERVICE INC	13,731	6,110	4,641	6,264	7,464
ELECTRICAL SUPPORT CO	0	0	504	9,080	1,957
ELECTRICAL SYSTEMS SOLUTIONS INC	6,049	6,861	10,317	10,111	10,689
ELECTRICAL UTILITY SERVICES LLC	0	64	0	0	0
ELECTROCOM S&C SYSTEMS	11,042	10,437	4,000	5,240	4,048
ELM SOLUTIONS CORP DBA DALTON ELEC CORP	0	6,344	4,452	4,387	4,860
EMC ELECTRIC INC	0	92	0	0	0
EMC LECTRIC	0	169	582	19	0
ENTRANCE CONTROLS INC	0	0	907	97	0
EPIC ELECTRIC INC	54,217	49,159	36,336	43,777	41,455
ETG FIRE INC	0	21	8	0	0
EVERGREEN POWER SYSTEMS INC	182,918	180,658	116,206	128,852	158,803
EVERGREEN TECHNOLOGIES INC	64,339	65,912	45,213	42,242	36,142
EWING ELECTRIC INC	21,716	28,495	22,503	165	3,622
EXCEL ELECTRIC OF TACOMA	50	0	0	0	0
E-Z INTERFACE CO	23,141	30,966	11,058	26,914	21,314
FARGO ELECTRICAL INC	0	0	3,375	2,785	0
FERNHORN ELECTRIC LLC	0	186	0	0	0
FIRESHIELD INC	1,742	1,248	1,637	1,573	723
FISK ELECTRIC CO	187,818	2,490	0	0	0

Local Union 46 Annual Inside Labor Hours By Employer

Employer	2018	2019	2020	2021	2022
FOX ELECTRIC CO	20,242	53,777	20,282	57,681	23,693
FOY INDUST ELECTR CORP	106,716	81,315	42,519	39,341	60,739
FULLER ELECTRIC INC	23,875	19,820	11,744	17,982	7,912
GB MANCHESTER	0	16	0	0	0
GBMR ELECTRIC LLC	0	0	636	0	0
GENERAL CONSTRUCTION CO	1,029	0	0	0	0
GIBSON ELECTRIC & TECHNOLOGY SOLUTIONS	1,682	431	422	0	0
GREAT NW ELECTRIC LLC	0	0	0	592	53
H & M ELECTRIC INC	30,335	41,588	21,129	32,909	34,379
HAMPTON ELEC INC	1,713	1,930	1,850	923	1,641
HANCO ELECTRIC LLC	0	0	0	1,653	3,484
HEIL ELECTRIC CO	596	28	0	0	0
HMT ELECTRIC NORTH INC	14,003	31,690	51,710	39,608	2,901
HOLADAY PARKS INC	0	10,100	15,165	27,012	21,324
HOLLOWAY ELECTRICAL	48	0	0	0	0
HOLMES ELECTRIC CO	457,447	217,332	219,544	97,040	191,070
INTEGRATED TECHONOLOGIES GROUP INC	0	0	6,419	15,314	7,240
INTEGRITY NETWORKS INC	132,886	141,562	84,226	89,332	53,839
ION ELECTRIC	0	1,916	3,642	1,547	0
J & J ELECTRIC OF INDIANA INC	386	0	0	0	0
J H KELLY LLC/KELLY ELECTRIC GRP	3,567	15,165	18,885	9,122	7,819
J KEISER & ASSOC LLC	695	882	0	0	0
J M CORP & SON INC	27,462	12,962	28,176	55,362	15,465
JAYMARC	0	81	0	43	0
JOHNSON ELECTRIC INC	28,095	25,224	26,291	18,335	27,889
JUSTICE SYSTEMS	3,209	4,423	2,725	4,281	5,812
KIEWIT GENERAL	0	1,945	0	0	0
KIEWIT HOFFMAN/AJV	26,249	25,319	19,467	7,060	286
KIEWIT PACIFIC CO	0	0	5,972	27,494	53,187
KING CO HOUSING AUTHORITY	2,025	2,048	2,251	2,081	2,064
KING COUNTY LABOR COUNCIL	2,092	2,120	2,076	1,817	0

Local Union 46 Annual Inside Labor Hours By Employer

Employer	2018	2019	2020	2021	2022
KINGREX ELECTRIC LLC	40	826	74	0	0
KOLKAY ELECTRIC INC	24,578	34,985	55,035	48,660	18,176
KV ELECTRIC CORP	0	107	0	0	0
LAKES ELEC INC	4,699	4,962	4,617	4,474	4,693
LEA ELECTRIC	0	0	197	0	0
LIBERTY ELECTRIC LLC	6,159	11,870	25,153	22,261	25,545
LINDER ELEC INC	11,670	10,907	5,713	8,046	9,750
LONG BUILDING TECHNOLOGIES INC	0	663	0	0	0
LUNSTRUM ELECTRIC	10,209	14,671	8,601	8,833	10,615
M B ELECTRIC LLC	26,845	7,945	12,688	7,899	15,797
M D MARINE ELECTRIC LTD	5,385	3,070	4,905	18,634	32,773
MACDONALD MILLER FACILITY SOLUTIONS	56,682	59,655	38,267	35,798	40,634
MADSEN CARL T INC	10,243	18,592	17,146	12,871	9,163
MAIN STREET ELECT INC	12,075	11,780	13,947	12,025	11,700
MARK ADAMS ELECTRIC INC	0	0	1,308	0	0
MARTIN R ELECTRIC	4,339	5,027	551	5	0
MASS ELECTRIC CONSTRUCTION COMPANY	5,555	29,331	94,871	118,427	73,431
MASTER ELECTRIC CO INC	0	0	5,650	15,877	7,561
MCCOY ELECTRIC CO INC	12,788	13,030	13,173	7,505	4,754
MCKINSTRY ELECTRIC	401,354	218,199	180,652	132,766	124,803
MILL PLAIN ELECTRIC	356	0	1,227	2,058	792
MILNE ELECTRIC INC	82,170	59,031	59,571	88,651	46,311
MORROW MEADOWS CORP	0	0	0	108	193
N W UTILITY SERVICE LLC	11,144	12,001	11,997	6,353	999
NELSON ELECTRIC INC	172,868	165,423	146,930	133,167	156,206
NEPPEL ELEC & CONTROL LLC	20,064	0	0	0	0
NETCOM INC	60,491	43,495	14,252	16,797	30,837
NORTH SHORE ELECTRIC INC	9,630	21,604	11,028	10,396	10,417
NORTHWEST EDISON @ IND LIGHT & ENERGY	0	0	0	0	1,398
NOVA ELECTRIC	1,771	7,616	5,248	1,428	0
NW SIGNAL MAINTENANCE	5,254	5,862	8,419	8,122	2,535

Local Union 46 Annual Inside Labor Hours By Employer

Employer	2018	2019	2020	2021	2022
NW WIND & SOLAR	0	15,552	98,741	149,689	68,602
OLYMPIC ELECTRIC CO	15,870	10,143	15,548	10,150	22,067
ON ELECTRIC GROUP INC	5,635	15,700	0	0	0
ON ELECTRIC GROUP INC	91,671	114,509	141,208	172,202	205,251
PACIFIC CM	1,559	0	0	0	0
PACIFIC COAST ELECTRIC	37,086	56,843	48,988	26,515	11,177
PACIFIC COMMUNICATION CABLING	5,950	7,695	10,990	3,144	5,194
PANDORA ELECTRICAL LLC	0	0	574	0	0
PEP ELECTRIC LLC	152	0	0	0	0
PORT OF SEATTLE	172,146	175,855	173,012	162,882	154,685
POWERCOM INC	40,085	46,567	72,572	39,655	40,886
PRECISION ELECTRIC GROUP INC	92,413	157,372	162,625	172,929	127,477
PRIDE ELECTRIC INC	183,265	174,227	0	0	0
PRIME ELECTRIC INC	918,177	904,183	1,025,241	1,025,242	1,270,453
PSW ELECTRIC	27,234	15,820	22,857	21,362	3,141
PURE POWER LLC	1,904	2,072	2,008	2,096	2,088
RPL ELECTRIC	928	0	0	0	0
RUI - REFRIGERATION UNLIMITED INC	3,790	868	504	3,672	13,129
S H J ELECTRIC CO INC	25,058	32,510	22,095	26,962	28,842
SAFARI ELECTRIC LLC	0	3,230	14,944	19,108	19,160
SAINT GOBAIN CONTAINER PACKAGING MAINT	20,744	20,879	22,404	20,005	22,620
SARE ELECTRIC INC/ ELECL TECHNOLOGY INC	24,609	41,288	9,787	37,369	23,727
SASCO ELECTRIC	150,788	84,011	4,326	0	0
SCANR LLC	0	0	0	1,418	1,754
SCHEIDER ELECTRIC INC	6,819	6,091	6,319	6,659	6,039
SCHMIDT FAMILY ELECTRIC	0	441	718	0	448
SCHMITT ELECTRIC INC	100	694	558	274	853
SCOTTS ELECTRIC SERVICE	5,568	2,127	2,633	2,631	3,120
SEA COM CABLING INC	28,211	41,533	50,856	27,550	35,171
SEAHURST ELECTRIC INC	37,915	50,256	52,167	39,725	34,043
SEATTLE HOUSING AUTH	3,372	3,701	4,178	3,768	5,283

Local Union 46 Annual Inside Labor Hours By Employer

Employer	2018	2019	2020	2021	2022
SELECT ELECTRIC	120	0	0	0	0
SEQUOYAH ELECTRIC LLC	450,131	540,407	384,101	423,932	481,147
SERVICE ELECTRIC COMPANY INC	9,170	9,629	4,930	10,912	5,685
SERVICEMARK TENANT	4,580	3,619	2,296	2,742	3,807
SHIMMICK CONSTRUCTION CO INC	17,475	21,272	32,514	14,828	5,900
SHORELINE CONCRETE & DRILLING LLC	1,664	1,326	1,512	2,608	2,388
SICE INC	3,758	472	0	0	0
SILMAN CONSTRUCTION	0	0	0	328	818
SKYLINE COMMUNICATIONS	33,756	42,456	25,316	31,378	28,761
SKYLINE ELECTRICAL SERVICES LLC	0	1,002	1,383	258	33
SOLETRIC LLC	0	0	0	3,797	5,150
SOURCE ELECTRIC LLC	8,317	7,575	12,223	14,280	10,802
SOUTH SOUND ELECTRIC INC	10,008	8,883	6,784	7,859	8,231
SPHERE SOLAR ENERGY	0	3,995	2,267	7,918	8,038
STATIC ENERGY INC	21,817	25,170	29,383	18,445	22,687
STATUS AUTOMATION DBA STATUS ELECTRICAL	0	0	38	0	0
STAUDT ELECTRIC	0	0	0	0	2,085
STETNER ELECTRIC INC	30	23	1,028	3,830	2,089
STONER ELEC INC	6,427	2,672	6,033	7,641	5,072
STRAITS ELECTRIC	2,243	2,025	720	0	1,500
STREAMLINE SOLUTIONS	0	0	0	2,819	0
STRONGHOLD ALRAM SYSTEM	0	0	0	162	0
STURGEON ELECTRIC CO INC	110,018	180,452	192,691	88,160	101,488
SUMMIT ELECTRICAL SVCS	1,950	0	0	0	0
SUNDANCER ELECTRIC INC	25,178	29,859	32,808	28,104	24,475
SUNNY ELECTRIC & REFRIGERATION LLC	970	2,122	3,044	1,900	1,828
SYNERGY ELECTRICAL	0	0	425	12,595	11,826
TAPPS ELECTRIC LLC	0	0	0	3,849	6,252
TEKNON GOVERNMENT SERVICES	40,775	38,132	19,178	19,204	38,475
TESLA ELECTRIC LLC	5,583	8,291	18,446	14,170	10,387
THE FIBER GUYS LLC	0	614	3,857	4,598	6,529

Local Union 46 Annual Inside Labor Hours By Employer

Employer	2018	2019	2020	2021	2022
THE JUICE COMPANY	1,552	1,285	1,445	3,788	1,291
THE JUICE COMPANY	150	493	0	0	0
THOMPSON ELECTRICAL CONSTRUCTION INC	15,884	11,511	23,957	13,746	21,186
TITAN EARTHWORK LLC	4,845	3,565	7,118	8,367	5,329
TITAN ELECTRIC INC	341,360	382,210	346,012	323,580	311,896
TOTEM ELECTRIC OF TACOMA INC	22,384	13,403	16,358	16,725	7,775
TRANSCOM COMPANY LLC	8,484	9,500	21,445	16,923	15,760
TRANSPORTATION SYSTEMS	6,368	5,809	5,331	4,406	6,505
TRAVERS SOUND & TELECOMMUNICATION SYSTEM	453	7,585	13,058	191	386
TRI NAR INC	0	0	0	6,451	4,696
TRIBAL ELECTRIC	0	327	2,059	3,160	3,306
UNDERGROUND POWER TECH LLC	4,697	0	0	0	0
UNION SQUARE TENANT SERVICES INC	6,517	6,421	6,330	5,476	4,860
UNITED STATES ELECTRIC CORP OF WA	1,322	1,206	972	309	1,439
VALLEY ELECTRIC CO OF MT VERNON INC	766,097	1,380,284	674,084	505,643	454,961
VECA ELECTRIC CO INC	697,317	761,885	901,416	1,014,670	896,022
VIEWLANDS ELECTRIC	0	817	1,580	1,400	1,360
VITAL MECHANICAL INC	0	0	0	0	1,798
VP ELECTRICAL SERVICES	0	2,796	10,949	10,191	12,123
WELLS GLOBAL WEST LLC	0	80	1,653	8,204	18,150
WEST SEATTLE NATURAL ENERGY	4,753	4,154	5,675	2,880	0
WESTCOAST INDUSTRIAL ELECTRIC CO INC	1,252	1,081	1,272	1,481	812
YOUR ELECTRIC COMPANY	870	0	0	0	0
ZION ELECTRIC LLC	0	0	0	0	2,084
Totals	8,571,878	8,968,601	8,074,738	8,570,673	8,076,560