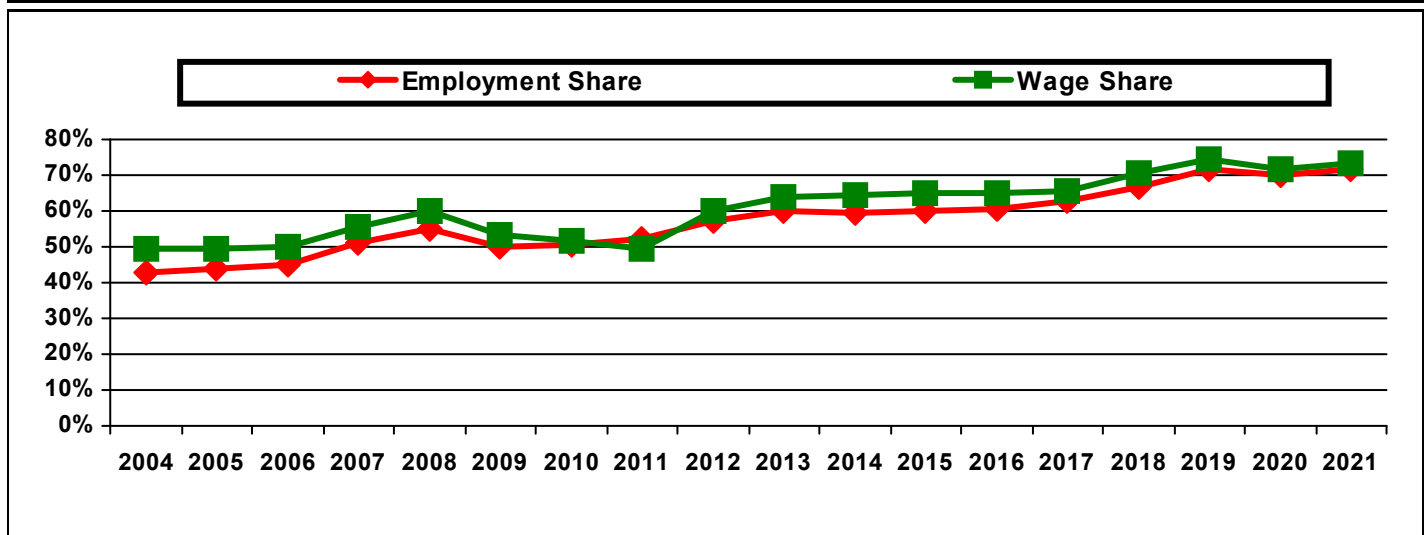
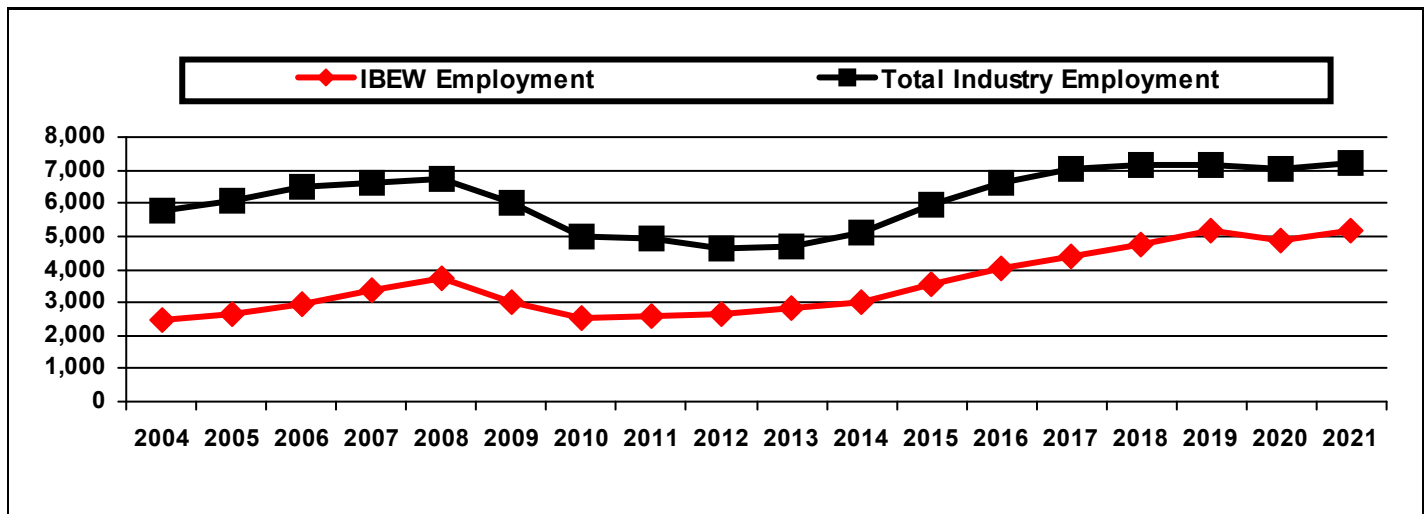


NLMCC Annual Inside Market Share Summaries

IBEW District 9

NECA District 6, Puget Sound Chapter

Local Union	Employment			Wages		
	IBEW	Total Industry	Share	IBEW	Total Industry	Share
Local Union 46, Seattle, WA						
2004	2,453	5,746	43%	\$136,705,019	\$277,746,629	49%
2005	2,657	6,061	44%	\$147,963,392	\$299,697,935	49%
2006	2,943	6,526	45%	\$164,330,720	\$329,630,077	50%
2007	3,375	6,620	51%	\$203,965,262	\$368,680,080	55%
2008	3,705	6,757	55%	\$240,879,540	\$401,309,565	60%
2009	2,998	6,015	50%	\$196,985,539	\$367,920,542	54%
2010	2,518	4,969	51%	\$158,890,433	\$309,154,582	51%
2011	2,592	4,961	52%	\$166,558,230	\$335,818,886	50%
2012	2,672	4,658	57%	\$175,136,677	\$292,222,427	60%
2013	2,807	4,664	60%	\$192,381,972	\$301,995,796	64%
2014	3,022	5,096	59%	\$211,738,435	\$328,769,976	64%
2015	3,572	5,965	60%	\$261,504,464	\$400,624,860	65%
2016	4,021	6,633	61%	\$306,977,059	\$471,286,366	65%
2017	4,398	7,031	63%	\$343,263,636	\$522,681,425	66%
2018	4,781	7,179	67%	\$401,086,837	\$567,910,080	71%
2019	5,148	7,185	72%	\$444,725,797	\$598,870,502	74%
2020	4,894	7,017	70%	\$431,241,410	\$600,678,202	72%
2021	5,158	7,220	71%	\$482,038,184	\$657,761,326	73%



NLMCC 2021 Employment Share

Local Union 46 Seattle, WA

71%

1) Union Employment Data (Source: NEBF)

5,158

(The number of union electrical workers within the local union's jurisdiction for whom contributions were made into the NEBF.)

2a) Industry Employment Data (Source: BLS)

i. Total Electrical Industry Employment in Local Union's Jurisdiction

9,796

(The number of persons within the local union's jurisdiction for whom area contractors paid Unemployment Insurance Tax.)

ii. Adjustment Factor to Reflect Employment of Electrical and Related Occupations

77.0%

(The factor is used to remove from total employment those employees in non-electrician or related positions.)

BLS Adjusted Employment

(9,796 X 0.77) =

7,543

(The total employment figure adjusted to reflect the employment of all electrical workers.)

2b) Rebalancing for Out-of-Area Contractors Working In The Jurisdiction

i. Employment In Jurisdiction From Out-of-Area Contractors

20.2%

(The portion of employment by contractors reporting their employment to BLS from other areas of the state where their administrative office is located.)

ii. Employment In All WA Locals From Out-of-Area Contractors

Minus 26.8%

(The portion of employment by contractors reporting employment to BLS from other areas of the state where their administrative office is located for all employers in all local jurisdictions in the state.)

iii. Rebalancing Factor

-6.6%

Rebalancing BLS Adjusted Employment

(7,543 X -0.066) =

-496

(The reallocation of employment to better match total electrician employment to union electrician employment. If a local jurisdiction has an above average portion of employment performed by out of area contractors, total employment is adjusted upward. If a local jurisdiction has a below average portion of employment performed by out of area contractors, total employment is adjusted downward.)

2c) Adjustment for IBEW Members Working for Non-Electrical Contractors

Non-Electrical Contractors Employment Adjustment

173

(In some areas union electricians work for general contractors, owners, or some other organizations not in the electrical construction industry. Therefore, these employers do not report to BLS as electrical contractors. Their employment is added to total electrical industry employment to compensate for this undercount.)

2d) Total Industry Employment

(7,543 + -496 + 173) =

7,220

(The sum of BLS Adjusted Employment, Rebalancing BLS Adjusted Employment, and Adjustment for Non-Electrical Contractor Employment.)

3) 2021 Employment Share

5,158 / 7,220 =

71%

(Union Employment reported by NEBF divided by the Total Industry Employment.)

WA State Employment Share 50%

Blue = BLS Industry Data

Green = Rebalancing for Out-of-Area Contractors

Red = Non-Electrical Contractors

NLMCC 2021 Wage Share

Local Union 46 Seattle, WA

73%

1) Union Wage Data (Source: NEBF)

\$482,038,184

The amount paid to union electrical workers within the local union's jurisdiction for whom contributions were made into the NEBF.

2a) Industry Wage Data (Source: BLS)

a. Total Electrical Industry Wages in Local Union's Jurisdiction

(The wages paid to all persons within the local union's jurisdiction for whom area contractors paid Unemployment Insurance Tax.)

\$930,775,364

b. Adjustment Factor to Reflect Wages Paid to Electrical and Related Occupations

74.0%

(The factor is used to remove from total wages those amounts paid to employees in non-electrician or related positions.)

BLS Adjusted Wages

$(\$930,775,364 \times 0.74) =$

\$688,773,770

(The total wage figure adjusted to reflect the wages to only electrical workers.)

2b) Rebalancing for Out-of-Area Contractors Working In The Jurisdiction

i. Wages In Jurisdiction From Out-of-Area Contractors

20.2%

(The portion of wages by contractors reporting their wages to BLS from other areas of the state where their administrative office is located.)

ii. Wages In All WA Locals From Out-of-Area Contractors

Minus 26.8%

(The portion of wages by contractors reporting wages to BLS from other areas of the state where their administrative office is located for all employers in all local jurisdictions in the state.)

iii. Rebalancing Factor

-6.6%

Rebalancing BLS Adjusted Wages

$(\$688,773,770 \times -0.066) =$

(\$45,323,838)

(The reallocation of wages to better match total electrician wages to union electrician wages. If a local jurisdiction has an above average portion of employment performed by out of area contractors, total wages are adjusted upward. If a local jurisdiction has a below average portion of employment performed by out of area contractors, total wages are adjusted downward.)

2c) Adjustment for IBEW Members Working for Non-Electrical Contractors

Non-Electrical Contractors Wage Adjustment

\$14,311,394

(In some areas union electricians work for general contractors, owners, or some other organizations not in the electrical construction industry. Therefore, these employers do not report to BLS as electrical contractors. Their wages are added to total electrical industry wages to compensate for this undercount.)

2d) Total Industry Wages

$(\$688,773,770 + (\$45,323,838) + \$14,311,394) =$

\$657,761,326

(The sum of BLS Adjusted Wages, Rebalancing BLS Adjusted Wages, and Adjustment for Non-Electrical Contractor Wages.)

3) 2021 Wage Share

$\$482,038,184 \div \$657,761,326 =$

73%

(Union Wages reported by NEBF divided by the Total Industry Wages.)

WA State Wage Share 55%

Blue = BLS Industry Data

Green = Rebalancing for Out-of-Area Contractors

Red = Non-Electrical Contractors

NLMCC 2021 Inside Market Share Worksheet

Local Union 46 Seattle, WA

BLS Industry Data: Electrical Contractors, North American Industry Classification System (NAICS) 23821. The BLS source is the Quarterly Census of Employment and Wages (QCEW) program, which publishes a quarterly count of employment and wages reported by employers covering 98 percent of U.S. jobs, available at the county, MSA, state and national levels by industry (<http://www.bls.gov/cew/>).

NEBF is the source of the employment and wages of the Non-Electrical Contractors.

2a BLS Employment Data:	Annual Actual	Annual Adjusted	2a) BLS Wage Data:	Annual Actual	Annual Adjusted	
County Employment	9,751	7,508	County Wages	\$926,478,173	\$685,593,848	
Share of Statewide Employment	X	35	Share of Statewide Wages	X	\$3,179,921	
Total BLS	9,751	7,543	Total BLS	\$926,478,173	\$688,773,770	
2b) Rebalancing Factor for Out-of-Area Contractors Working In Jurisdiction		-7 %	2b) Rebalancing Factor for Out-of-Area Contractors Working In Jurisdiction		-7 %	
2b) Rebalancing BLS Adjusted Employment		-496	2b) Rebalancing BLS Adjusted Wages		(\$45,323,838)	
2c) Adjustment for IBEW Members Working for Non-Electical Contractors		173	2c) Adjustment for IBEW Members Working for Non-Electical Contractors		\$14,311,394	
2d) Total Industry Employment		7,220	2d) Total Industry Wages		\$657,761,326	
County and/or Non-Electrical 'Inside' Employer	Local Union's County Jurisdiction	<i>BLS County Employment Data</i>		<i>BLS County Wage Data</i>		
		Annual Actual	77% Adjusted X County Jurisdiction	Average Annual Wage (Adjusted Data)	Annual Actual	74% Adjusted X County Jurisdiction
Clallam County, WA	100%	101	78	\$59,477	\$6,263,111	\$4,634,702
Jefferson County, WA	100%	85	65	\$58,304	\$5,146,680	\$3,808,543
King County, WA	100%	9,149	7,044	\$93,052	\$885,815,633	\$655,503,568
Kitsap County, WA	100%	416	321	\$67,539	\$29,252,749	\$21,647,034
*ELECTRICAL CONSTRCT	100%		168			\$13,943,429
*JUSTICE SYSTEMS	100%		3			\$190,168
*SEATTLE HOUSING AUTH	100%		2			\$177,797

NLMCC Five-Year Inside Employment Worksheet

Local Union 46 Seattle, WA

BLS Industry Data: Electrical Contractors, North American Industry Classification System (NAICS) 23821. The BLS source is the Quarterly Census of Employment and Wages (QCEW) program, which publishes a quarterly count of employment and wages reported by employers covering 98 percent of U.S. jobs, available at the county, MSA, state and national levels by industry (<http://www.bls.gov/cew/>).

NEBF is the source of the Non-Electrical Contractor employment.

2a) BLS Adjusted Employment Data:	2017	2018	2019	2020	2021
County Employment	7,280	7,269	7,407	7,042	7,508
Share of Statewide Employment	35	34	34	33	35
BLS Adjusted Employment	7,314	7,303	7,441	7,075	7,543
2b) Rebalancing Factor for Out-of-Area Contractors Working In Jurisdiction	-5.8%	-4%	-6%	-3%	-7%
2b) Rebalancing BLS Adjusted Employment	-424	-279	-430	-247	-496
2c) Adjustment For IBEW Members Working For Non-Electrical Contractors	141	153	174	189	173
2d) Total Industry Employment	7,031	7,177	7,185	7,017	7,220

County and/or Non-Electrical 'Inside' Employer	Local Union's County Jurisdiction	BLS Electrical Contractors (NAICS 23821) Annual Average Employment Data Adjusted by 77% X Local Union's Percentage of County Jurisdiction				
		2017	2018	2019	2020	2021
Clallam County, WA	100%	68	74	61	62	78
Jefferson County, WA	100%	43	49	57	55	65
King County, WA	100%	6,889	6,865	6,979	6,631	7,044
Kitsap County, WA	100%	280	281	310	295	321
*ELECTRICAL CONSTRCT CO/EC POWE	100%	137	151	170	186	168
*GREYHOUND EXPO SERVICES INC	100%					
*JUSTICE SYSTEMS	100%	2	2	2	1	3
*SEATTLE HOUSING AUTH	100%	2				
*SEATTLE HOUSING AUTHORITY	100%			2	2	2

NLMCC Five-Year Inside Wages Worksheet

Local Union 46 Seattle, WA

BLS Industry Data: Electrical Contractors, North American Industry Classification Sytem (NAICS) 23821. The BLS source is the Quarterly Census of Employment and Wages (QCEW) program, which publishes a quarterly count of employment and wages reported by employers covering 98 percent of U.S. jobs, available at the county, MSA, state and national levels by industry (<http://www.bls.gov/cew/>).

NEBF is the source of the Non-Electrical Contractor wages.

2a) BLS Adjusted Wage Data:	2017	2018	2019	2020	2021
County Wages	\$541,135,808	\$576,524,406	\$618,550,473	\$604,423,129	\$685,593,848
Share of Statewide Wages	4,316,851	2,674,035	2,868,961	2,803,435	3,179,921
BLS Adjusted Wages	545,452,660	579,198,441	621,419,434	607,226,564	688,773,770
2b) Rebalancing Factor for Out-of-Area Contractors Working In Jurisdiction	-5.8%	-4%	-6%	-3%	-3%
2b) Rebalancing BLS Adjusted Wages	-31,636,254	-22,146,294	-35,914,097	-21,228,487	-45,323,838
2c) Adjustment For IBEW Members Working For Non-Electrical Contractors	8,865,019	10,725,560	13,365,165	14,680,125	14,311,394
2d) Total Industry Wages	522,681,425	567,777,707	598,870,502	600,678,202	657,761,326

County and/or Non-Electrical 'Inside' Employer	Local Union's County Jurisdiction	BLS Electrical Contractors (NAICS 23821) Total Annual Wage Data Adjusted by 74% X Local Union's Percentage of County Jurisdiction				
		2017	2018	2019	2020	2021
Clallam County, WA	100%	2,369,809	2,883,336	2,533,902	3,243,698	4,634,702
Jefferson County, WA	100%	1,957,208	2,256,523	2,757,466	2,851,018	3,808,543
King County, WA	100%	521,114,684	555,255,300	594,288,820	579,220,902	655,503,568
Kitsap County, WA	100%	15,694,107	16,129,247	18,970,285	19,107,512	21,647,034
*ELECTRICAL CONSTRCT CO/EC POWE	100%	8,645,768	10,617,247	13,029,277	14,366,317	13,943,429
*GREYHOUND EXPO SERVICES INC	100%	4,021				
*JUSTICE SYSTEMS	100%	69,621	108,313	175,881	123,777	190,168
*SEATTLE HOUSING AUTH	100%	145,609				
*SEATTLE HOUSING AUTHORITY	100%			160,007	190,031	177,797

Rebalancing for Out-of-Area Contractors Working In The Jurisdiction

The electrical contractor labor hours shown in this section are used to determine the percentage of employment and wages (union and non-union) that were reported by firms domiciled outside the local union's county jurisdiction. The Out-of-Area percentage is shown on the market share calculation sheets, line "2b) i. Employment/Wages In Jurisdiction From Out-of-Area Contractors." Since labor hours are available only for union contractors, the market share methodology assumes that out-of-area non-union contractors travel for work into the jurisdiction at the same rate.

The table below shows the local union's percentage breakdown of labor hours by where its contractors are domiciled. The labor hours by individual contractor are listed on the pages that follow.

Local Union 46		
<u>Electrical Contractors Domiciled</u>	<u>Annual Labor Hours</u>	<u>Percent</u>
In-Area	6,627,440	79.8%
Out-of-Area	1,678,351	20.2%
Total	8,305,791	

In-Area: Electrical Contractors that Paid into NEBF in 2021 with Addresses Inside the Jurisdiction of Local Union 46

Company Name	Address	NEBF Hours
ADAMS		
STURGEON ELECTRIC CO INC	12150 E 112TH AVE, HENDERSON, CO, 80640	88,160
CLALLAM		
ANGELES ELECTRIC CO	524 E 1ST ST, PORT ANGELES, WA, 98362	9,591
OLYMPIC ELECTRIC CO	4230 TUMWATER TRUCK RT, PORT ANGELES, WA, 98362	10,150
SYNERGY ELECTRICAL CONTRACTING	PO BOX 1544, PORT ANGELES, WA, 98362	12,595
COWLITZ		
J H KELLY LLC/KELLY ELECTRIC GRP	821 3RD AVE, LONGVIEW, WA, 98632	9,122
KING		
16 D LLC	P O BOX 804, VASHON, WA, 98073	15,399
A AND R SOLAR DBA A & R SOLAR	3211 MLK JR WAY S STE B, SEATTLE, WA, 98144	36
AAAC ELECTRIC	SUITE 1, SEATTLE, WA, 98106	2,136
AC ELECTRIC	20012 35TH AVENUE SOUTH, SEATAC, WA, 98198	13,451
ALL CITY ELECTRIC INC	619 NW RICHMOND, SHORELINE, WA, 98177	10,510
ALL WIRE ELECTRIC INC	600 SW 13TH ST #200, RENTON, WA, 98057	51,656
ANM ELECTRIC INC	8810 172ND AVE N E, REDMOND, WA, 98052	4,881
APEX ELECTRICAL GROUP	3420 C ST NE, AUBURN, WA, 98002	1,839
ARTISAN ELECTRIC INC	969 S NEBRASKA ST #A, SEATTLE, WA, 98108	26,671
ASHFORD ELECTRIC & CONST	P O BOX 1705, WOODINVILLE, WA, 98072	11,420
ASTOR ELECTRIC LLC	13228 SE 30TH ST C-3, BELLEVUE, WA, 98005	7,412
BEST TECH INC	17324 270TH AVE SE, ISSAQUAH, WA, 98027	3,809
BOWIE ELECTRIC SERVICE INC	2232 N.W. MARKET ST, SEATTLE, WA, 98107	24,871
BRIDGE ELECTRIC INC	SUITE 132, SEATTLE, WA, 98116	13,700
BURKE ELECTRIC LLC	13563 SE 27TH PLACE, BELLEVUE, WA, 98005	23,353
CASCADE MACHINE ELECTRIC	4600 E MARGINAL WAY S, SEATTLE, WA, 98124	1,973
CHAMPION & ASSOC	1604 15TH STREET S W #102, AUBURN, WA, 98001	519
CHAU ELECTRIC LLC	5028 HIGHLAND DR SE, AUBURN, WA, 98092	7,248
CLINTON & SONS	13515 SE 26TH STREET, BELLEVUE, WA, 98005	960

In-Area: Electrical Contractors that Paid into NEBF in 2021 with Addresses Inside the Jurisdiction of Local Union 46

Company Name	Address	NEBF Hours
KING		
COCHRAN ELEC CO INC	12500 AURORA AVE N, SEATTLE, WA, 98133	1,558,348
COMMUNICATIONS ENERGY TECH SOLUTIONS INC	1441 N NORTHLAKE WAY, SEATTLE, WA, 98103	649
CONTROL CONTRACTORS INC C/O LONG BLDG	5300 DENVER AVE SOUTH, SEATTLE, WA, 98108	4,119
DRAKE ELECTRIC	5309 372ND AVENUE SE, FALL CITY, WA, 98024	1,598
ELECTRICAL SERVICE INC	1128 21ST AVE E, SEATTLE, WA, 98112	6,264
ELECTRICAL SYSTEMS SOLUTIONS INC	PO BOX 16452, SEATTLE, WA, 98116	10,111
EVERGREEN POWER SYSTEMS INC	3623 E MARGINAL WAY S, SEATTLE, WA, 98134	128,852
EVERGREEN TECHNOLOGIES INC	3623 E MARGINAL WAY S, SEATTLE, WA, 98134	42,242
FARGO ELECTRICAL INC	11900 NE 1ST STREET, BELLEVUE, WA, 98005	2,785
FOX ELECTRIC CO	P O BOX 630, KENT, WA, 98035	57,681
FOY INDUST ELECTR CORP	901 POWELL AVE SW STE 100, RENTON, WA, 98057	39,341
FULLER ELECTRIC INC	1220 S 356TH STREET, FEDERAL WAY, WA, 98003	17,982
GREAT NW ELECTRIC LLC	13514 37TH AVE S, TUKWILA, WA, 98168	592
HANCO ELECTRIC LLC	23434 SE DAYBREAK PL, MAPLE VALLEY, WA, 98038	1,653
HOLADAY PARKS INC	4600 S 134TH PLACE, TUKWILA, WA, 98168	27,012
HOLMES ELECTRIC CO	PO BOX 338, KENT, WA, 98035	97,040
INTEGRATED TECHONOLOGIES GROUP INC	PO BOX 1267, BOTHELL, WA, 98041	15,314
INTEGRITY NETWORKS INC	2220 LIND AVE SW SUITE106, RENTON, WA, 98057	89,332
ION ELECTRIC	14211 SE 162ND PLACE, RENTON, WA, 98058	1,547
JAYMARC	2732 1ST AVE S, SEATTLE, WA, 98134	43
JOHNSON ELECTRIC INC	11816 NE 116TH ST, KIRKLAND, WA, 98034	18,335
KING CO HOUSING AUTHORITY	600 ANDOVER PARK WEST, TUKWILA, WA, 98188	2,081
KING COUNTY LABOR COUNCIL	821 SECOND AVE M/S 73, WEATTLE, WA, 98104	1,817
KOLKAY ELECTRIC INC	PO BOX 459, RAVENSDALE, WA, 98051	48,660
LAKES ELEC INC	STE B, KENT, WA, 98032	4,474
LINDER ELEC INC	7004 180TH AVE N, REDMOND, WA, 98052	8,046
LUNSTRUM ELECTRIC	15372 JUANITA DR NE, KENMORE, WA, 98028	8,833

Rebalancing for Out-of-Area Contractors Working In The Jurisdiction

In-Area: Electrical Contractors that Paid into NEBF in 2021 with Addresses Inside the Jurisdiction of Local Union 46

Company Name	Address	NEBF Hours
KING		
MACDONALD MILLER FACILITY SOLUTIONS	7717 DETROIT AVE SW, SEATTLE, WA, 98188	35,798
MCKINSTRY ELECTRIC	5005 3RD AVE SO, SEATTLE, WA, 98134	132,766
NELSON ELECTRIC INC	9620 STONE AVE N STE 201, SEATTLE, WA, 98103	133,167
NW SIGNAL MAINTENANCE	SUITE B2, BELLEVUE, WA, 98001	8,122
PACIFIC COMMUNICATION CABLING	10604 E RIVERSIDE DR, BOTHELL, WA, 98011	3,144
PORT OF SEATTLE	PO BOX 1209, SEATTLE, WA, 98111	162,882
PRECISION ELECTRIC GROUP INC	15301 NE 90 ST, REDMOND, WA, 98052	172,929
PRIME ELECTRIC INC	3460 161ST AVE SE, BELLEVUE, WA, 98008	1,025,242
PURE POWER LLC	16319 123RD PLACE NE, BOTHELL, WA, 98011	2,096
S H J ELECTRIC CO INC	18920 13TH PLACE S, SEA TAC, WA, 98148	26,962
SAINT GOBAIN CONTAINER PACKAGING MAINT	5801 E MARGINAL WAY, SEATTLE, WA, 98134	20,005
SCHEIDER ELECTRIC INC	2305 N 178TH ST, SHORELINE, WA, 98133	6,659
SEQUOYAH ELECTRIC LLC	15135 NE 92ND ST, REDMOND, WA, 98052	423,932
SERVICEMARK TENANT	1221 FOURTH AVE, SEATTLE, WA, 98101	2,742
SHORELINE CONCRETE & DRILLING LLC	16001 WALINGFORD N, SHORELINE, WA, 98133	2,608
SME OF SEATTLE INC	8575 WILLOWS RD NE, REDMOND, WA, 98052	149,689
SPHERE SOLAR ENERGY	PO BOX 27823, SEATTLE, WA, 98165	7,918
STATIC ENERGY INC	14241 NE WOODINVILLE-, WOODINVILLE, WA, 98072	18,445
STREAMLINE SOLUTIONS	14675 INTERUBAN, TUWILA, WA, 98168	2,819
SUNDANCER ELECTRIC INC	STE 101, KENT, WA, 98032	28,104
SUNNY ELECTRIC & REFRIGERATION LLC	29617 58TH PLACE SOUTH, AUBURN, WA, 98001	1,900
TEKNON GOVERNMENT SERVICES	15223 NE 90TH ST STE 100, REDMOND, WA, 98052	19,204
THE JUICE COMPANY	30515 164TH AVE SE, AUBURN, WA, 98092	3,788
TITAN ELECTRIC INC	12828 NORTHUP WAY, BELLEVUE, WA, 98005	323,580
TRANSCON COMPANY LLC	4240 B STREET NW, AUBURN, WA, 98001	16,923
TRIBAL ELECTRIC	PO BOX 78523, SEATTLE, WA, 98178	3,160
UNION SQUARE TENANT SERVICES INC	600 UNIVERSITY STREET, SEATTLE, WA, 98101	5,476

Rebalancing for Out-of-Area Contractors Working In The Jurisdiction

In-Area: Electrical Contractors that Paid into NEBF in 2021 with Addresses Inside the Jurisdiction of Local Union 46

Company Name	Address	NEBF Hours
KING		
VECA ELECTRIC & TECHNOLOGIES LLC	P O BOX 80467, SEATTLE, WA, 98108	1,014,670
VIEWLANDS ELECTRIC	416 NORTH 110TH STREET, SEATTLE, WA, 98133	1,400
WEST SEATTLE NATURAL ENERGY	6921 34TH AVE SW, SEATTLE, WA, 98126	2,880
WESTCOAST INDUSTRIAL ELECTRIC CO INC	P O BOX 15390, SEATTLE, WA, 98115	1,481
KITSAP		
ADVANCED HEATING AND COOLING INC	1211 IVY RD #103, BREMERTON, WA, 98310	175
NORTH SHORE ELECTRIC INC	14650 CAVALLI ROAD SE, OLALLA, WA, 98359	10,396
NOVA ELECTRIC	PO BOX 491, SUQUAMISH, WA, 98392	1,428
PSW ELECTRIC	PO BOX 5, OLALLA, WA, 98359	21,362
SAFARI ELECTRIC LLC	6536 KITSAP WAY, BREMERTON, WA, 98312	19,108
SOURCE ELECTRIC LLC	7045 BANNER RD SE, PORT ORCHARD, WA, 98367	14,280
SOUTH SOUND ELECTRIC INC	P O BOX 937, PORT ORCHARD, WA, 98366	7,859
MULTNOMAH		
ON ELECTRIC GROUP INC	3200 NW YEON AVENUE, PORTLAND, OR, 97210	172,202
PIERCE		
BLUECORE POWER LLC	P O BOX 941, GRAHAM, WA, 98338	23,443
TITAN EARTHWORK LLC	1585 VALENTINE AVENUE, PACIFIC, WA, 98047	8,367
SNOHOMISH		
BOYER ELECTRIC CO INC	8119 240TH ST SW, EDMONDS, WA, 98026	42,129
Total In-Area Electrical Contractor Labor Hours		6,627,440

Out-of-Area: Electrical Contractors that Paid into NEBF in 2021 with Addresses Outside of the Jurisdiction of Local Union 46

Company Name	Address	NEBF Hours
ALAMEDA (Local Union)		
SILMAN CONSTRUCTION	1600 FACTOR AVENUE, SAN LEANDRO, CA, 94577	328
CHELAN (Local Union)		
SCHMITT ELECTRIC INC	1114 WALLA WALLA AVE, WENATCHEE, WA, 98801	274
CLACKAMAS (Local Union)		
LIBERTY ELECTRIC LLC	17075 SE 82ND DR, CLACKAMAS, OR, 97015	22,261
STONER ELEC INC	1904 SE OCHOCO ST, PORTLAND, OR, 97222	7,641
THE FIBER GUYS LLC	10890 S WILDCAT ROAD, MOLALLA, OR, 97038	4,598
CLARK (Local Union)		
EDLEN ELECTRICAL EXHIBITION SERVICES	6705 S EASTERN AVE, LAS VAGAS, NV, 89119	7,243
KIEWIT PACIFIC CO	2200 COLUMBIA HOUSE BLVD, VAN COUVER, WA, 98661	27,494
MILL PLAIN ELECTRIC	6000 NE 88TH ST STE B105, VANCOUVER, WA, 98665	2,058
DOUGLAS (Local Union)		
KIEWIT HOFFMAN/AJV	2086 WAEK7-10, OMAHA, NE, 68137	7,060
MASS ELECTRIC CONSTRUCTION COMPANY	12720 I STREET, OMAHA, NE, 68137	118,427
GRANT (Local Union)		
STETNER ELECTRIC INC	P O BOX 1750, QUINCY, WA, 98848	3,830
GRAYS HARBOR (Local Union)		
MADSEN CARL T INC	913 POLK STREET, ABERDEEN, WA, 98520	12,871
LEWIS (Local Union)		
TRAVERS SOUND & TELECOMMUNICATION SYSTEM	122 STURDEVANT RD, CHEHALIS, WA, 98532	191
LOS ANGELES (Local Union)		
MORROW MEADOWS CORP	231 BENTON COURT, CITY OF INDUSTRY, CA, 91789	108
MULTNOMAH (Local Union)		
ENTRANCE CONTROLS INC	17201 NE SACRAMENTO STREE, PORTLAND, OR, 97230	97
ORANGE (Local Union)		
COSCO FIRE PROTECTION	29222 RANCHO VIEJO ROAD, SAN JUAN CAPISTRANO, CA, 92675	12,108

Out-of-Area: Electrical Contractors that Paid into NEBF in 2021 with Addresses Outside of the Jurisdiction of Local Union 46

Company Name	Address	NEBF Hours
PALM BEACH (Local Union)		
CHAIN ELECTRIC HOLDINGS INC	1501 YAMATO ROAD, BACO RATON, FL, 33431	1,583
PIERCE (Local Union)		
AMAYA ELECTRIC	PO BOX 98686, LAKEWOOD, WA, 98496	6,316
AULT ELECTRIC CO INC	2348 SOUTH HOLGATE, TACOMA, WA, 98402	3,465
DANARD ELECTRIC INC	18819 38TH AVENUE E, TACOMA, WA, 98446	4,190
E SQUARED SYSTEMS	PO BOX 731227, PUYALLUP, WA, 98373	2,713
ELECTRIC CONSTRUCTION CO	P O BOX 111289, TACOMA, WA, 98411	91
ELECTRIC SYSTEMS LLC	P O BOX 9276, TACOMA, WA, 98490	1,840
E-Z INTERFACE CO	2725 S HOSMER STREET, TACOMA, WA, 98409	26,914
FIRESHIELD INC	5202 OLYMPIC DR NW, GIG HARBOR, WA, 98335	1,573
J M CORP & SON INC	SUITE 8-387, PUYALLUP, WA, 98373	55,362
M D MARINE ELECTRIC LTD	672 EAST 11TH STREET, TACOMA, WA, 98421	18,634
N W UTILITY SERVICE LLC	P O BOX 1008, SUMNER, WA, 98390	6,353
RUI - REFRIGERATION UNLIMITED INC	P O BOX 1745, GIG HARBOR, WA, 98335	3,672
SCOTTS ELECTRIC SERVICE	C/O ACCTG TAXES INC, TACOMA, WA, 98448	2,631
STRONGHOLD ALRAM SYSTEM	9123 196TH STREET CT E, GRAHAM, WA, 98338	162
TAPPS ELECTRIC LLC	19505 64TH ST E, BONNEY LAKE, WA, 98391	3,849
TESLA ELECTRIC LLC	PO BOX 7066, BONNEY LAKE, WA, 98391	14,170
THOMPSON ELECTRICAL CONSTRUCTION INC	PO BOX 45260, TACOMA, WA, 98448	13,746
TOTEM ELECTRIC OF TACOMA INC	2332 SO JEFFERSON AVE, TACOMA, WA, 98401	16,725
TRANSPORTATION SYSTEMS	6917 166TH AVE E, SUMNER, WA, 98390	4,406
PRINCE GEORGES (Local Union)		
C3M POWER SYSTEMS	SUITE 200, CAPITOL HEIGHTS, MD, 20743	2,245
SAINT LOUIS (Local Union)		
NETCOM INC	1632 HEADLAND DRIVE, FENTON, MO, 63026	16,797
SAN DIEGO (Local Union)		
HMT ELECTRIC NORTH INC	2340 MEYERS AVE, ESCONDIDO, CA, 92029	39,608

Out-of-Area: Electrical Contractors that Paid into NEBF in 2021 with Addresses Outside of the Jurisdiction of Local Union 46

Company Name	Address	NEBF Hours
SCOTT (Local Union)		
MASTER ELECTRIC CO INC	8555 W 123RD STREET, SAVAGE, MN, 55378	15,877
SKAGIT (Local Union)		
DATSKIY ELECTRIC LLC	1908 ISLAND VIEW PL, ANACORTES, WA, 98221	46,486
ELECTRIC WEST INC	817 NORTH 6TH ST STE B, MOUNT VERNON, WA, 98273	2,797
EMC LECTRIC	P O BOX 2404, MT VERNON, WA, 98273	19
SOLETRIC LLC	22434 SR 534, MT VERNON, WA, 98724	3,797
VP ELECTRICAL SERVICES	2301 MARKET ST SUITE 135, MT VERNON, WA, 98273	10,191
SNOHOMISH (Local Union)		
ADVANCED POWER LLC	P O BOX 13705, MILL CREEK, WA, 98082	1,052
CONTROL DYNAMICS	SUITE G, EVERETT, WA, 98201	1,225
DUNSTON BRADLEY INDUSTRIAL INC	PO BOX 13266, EVERETT, WA, 98206	768
DUTTON ELEC CO INC	12407 MUKILTEO SPEEDWAY, LYNNWOOD, WA, 98037	8,316
ELCON CORP	5801 23RD DRIVE WEST, EVERETT, WA, 98203	127,464
ELECTRICAL SUPPORT CO	18402 66TH AVENUE, LYNNWOOD, WA, 98037	9,080
ELECTROCOM S&C SYSTEMS	6815 216TH ST SW, LYNNWOOD, WA, 98036	5,240
ELM SOLUTIONS CORP DBA DALTON ELEC CORP	3511 132ND STREET SW #4, LYNNWOOD, WA, 98087	4,387
EWING ELECTRIC INC	539 MAIN ST, EDMONDS, WA, 98020	165
H & M ELECTRIC INC	P O BOX 799, MARYSVILLE, WA, 98270	32,909
HAMPTON ELEC INC	1729 181ST PLACE SW, LYNNWOOD, WA, 98037	923
MAIN STREET ELECT INC	PO BOX 1856, EDMONDS, WA, 98020	12,025
MARTIN R ELECTRIC	SUITE A, LYNNWOOD, WA, 98037	5
MILNE ELECTRIC INC	14582 172ND DR SE SUITE 1, MONROE, WA, 98272	88,651
PACIFIC COAST ELECTRIC	16620 NORTH ROAD, BOTHELL, WA, 98012	26,515
SCANR LLC	404 201ST ST SE, BOTHELL, WA, 98012	1,418
SEA COM CABLING INC	3014 HOYT AVENUE, EVERETT, WA, 92801	27,550
SEAHURST ELECTRIC INC	2915 CHESTNUT STREET, EVERETT, WA, 98201	39,725
SERVICE ELECTRIC COMPANY INC	1615 FIRST STREET, SNOHOMISH, WA, 98290	10,912

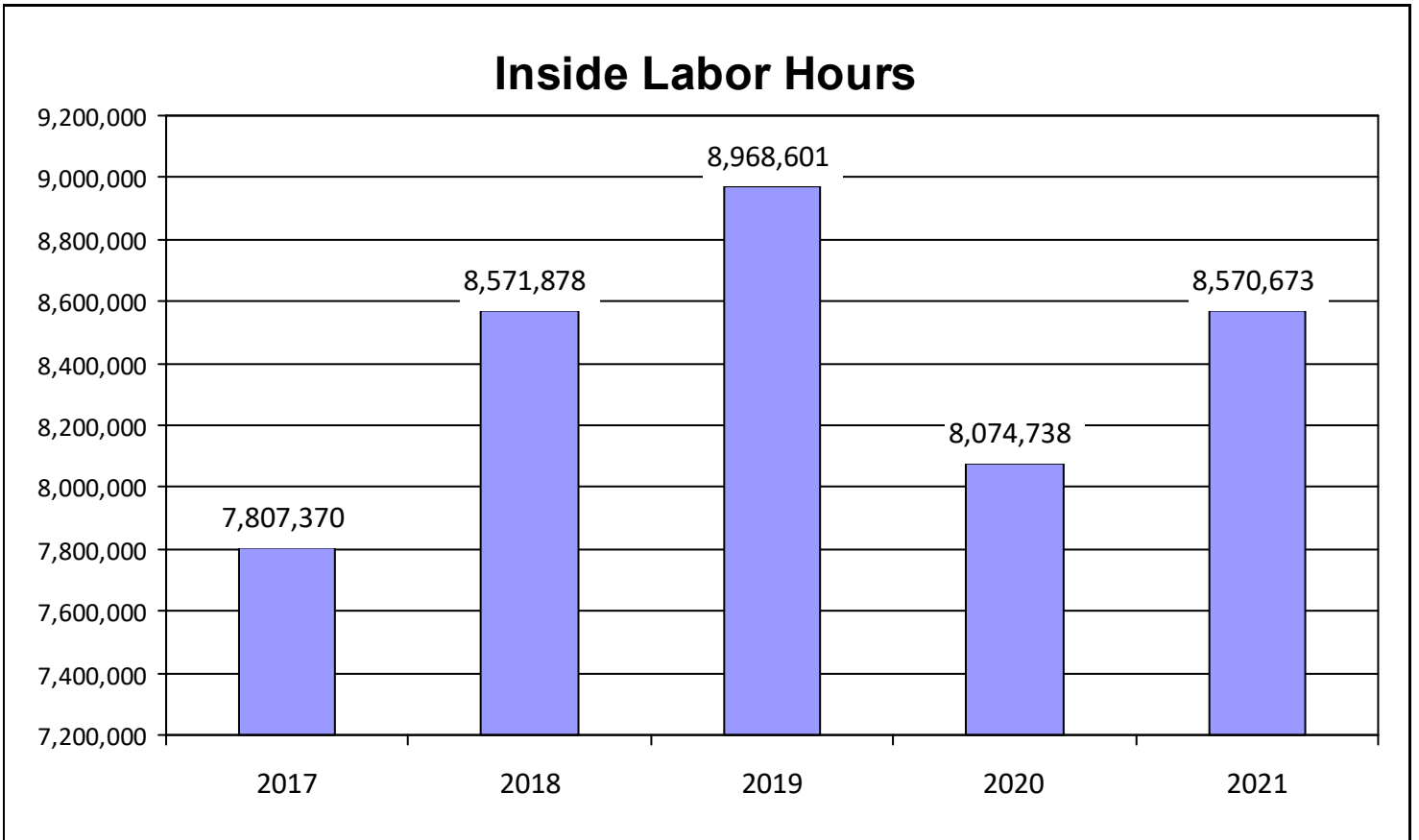
Out-of-Area: Electrical Contractors that Paid into NEBF in 2021 with Addresses Outside of the Jurisdiction of Local Union 46

Company Name	Address	NEBF Hours
SNOHOMISH (Local Union)		
SKYLINE COMMUNICATIONS	12002 BEVERLY PARK ROAD, EVERETT, WA, 98204	31,378
SKYLINE ELECTRICAL SERVICES LLC	9229 271ST NW STE 746, STANWOOD, WA, 98292	258
TRI NAR INC	SUITE 164, BOTHELL, WA, 98021	6,451
VALLEY ELECTRIC CO OF MT VERNON INC	1100 MERRILL CREEK PKWY, EVERETT, WA, 98203	505,643
SOLANO (Local Union)		
SHIMMICK CONSTRUCTION CO INC	1 HARBOR CENTER SUITE 200, SUISUN, CA, 94585	14,828
SPOKANE (Local Union)		
ARC ELEC & LIGHTING CORP	5524 N JULIA ST, SPOKANE, WA, 99217	3,239
COLVICO INC	2812 N PITTSBURG ST, SPOKANE, WA, 99220	8,139
ELECTRIC SMITH INC	5150 N FREYA, SPOKANE, WA, 99207	35
POWERCOM INC	PO BOX 2507, SPOKANE, WA, 99220	39,655
THURSTON (Local Union)		
ALLIED ELECTRIC SERVICE INC	P O BOX 3855, LACEY, WA, 98509	2,429
BETSCHART ELECTRICAL SERVICES LLC	P O BOX 129, EAST OLYMPIA, WA, 98540	10,113
M B ELECTRIC LLC	P O BOX 5758, LACEY, WA, 98509	7,899
SARE ELECTRIC INC/ ELECL TECHNOLOGY INC	PO BOX 12870, OLYMPIA, WA, 98508	37,369
UNITED STATES ELECTRIC CORP OF WA	INSIDE BRIGHTWATER PRO, OLYMPIA, WA, 98507	309
TRAVIS (Local Union)		
EPIC ELECTRIC INC	9600 ESCARPMENT BLVD, AUSTIN, TX, 78749	43,777
WAKE (Local Union)		
WELLS GLOBAL WEST LLC	4540 PRESLYN DRIVE, RALEIGH, NC, 27616	8,204
WASHINGTON (Local Union)		
MCCOY ELECTRIC CO INC	29191 NW WEST UNION RD, NORTH PLAINS, OR, 97133	7,505
Total Out-of-Area Electrical Contractor Labor Hours		1,678,351

Non-Electrical Contractors That Paid Into NEBF in 2021 with Local Union 46

Company Name	Address	NEBF Hours
ELECTRICAL CONSTRCT CO/EC POWER SYSTEMS	P O BOX 10286, PORTLAND, OR, 97296	258,673
JUSTICE SYSTEMS	3902 W VALLEY HWY N, AUBURN, WA, 98001	4,281
SEATTLE HOUSING AUTHORITY	SUITE 100, SEATTLE, WA, 98109	3,768
Total Non-Electrical Contractor Labor Hours		266,722

Local Union 46
Annual Inside Labor Hours By Employer



Local Union 46 Annual Inside Labor Hours By Employer

Employer	2017	2018	2019	2020	2021
16 D LLC	11,227	14,911	17,144	16,667	15,399
A & A ELECTRIC SERVICE	2,308	269	0	0	0
A AND R SOLAR DBA A & R SOLAR	0	0	0	0	36
AAAC ELECTRIC	2,147	1,769	1,552	2,760	2,136
AAAC ELECTRIC	240	424	512	0	0
AC ELECTRIC	1,200	2,933	7,843	8,669	13,451
ACCURATE ELECTRIC UNLIMITED	0	0	53	51	0
ADVANCED HEATING AND COOLING INC	0	0	0	0	175
ADVANCED POWER LLC	2,170	1,795	841	371	1,052
AGUALINE PLUMBING	0	588	0	0	0
ALL CITY ELECTRIC INC	10,224	10,186	10,391	9,219	10,510
ALL SPECIALTIES ELECTRIC	64	138	112	0	0
ALL WIRE ELECTRIC INC	39,413	41,443	60,073	41,440	51,656
ALLIED ELECTRIC SERVICE INC	3,721	3,580	1,596	2,651	2,429
AMAYA ELECTRIC	26,473	13,164	8,002	7,857	6,316
AMERICAN EAGLE SYSTEMS	0	0	315	0	0
ANGELES ELECTRIC CO	9,380	8,557	8,644	11,373	9,591
ANM ELECTRIC INC	4,806	4,715	5,408	5,622	4,881
ANZAC ELECTRIC LLC	0	2,212	0	0	0
ARC ELEC & LIGHTING CORP	0	756	2,907	5,931	3,239
ARTISAN ELECTRIC INC	19,166	23,139	15,508	19,776	26,671
ASAHI ELECTRIC INC	1,352	0	0	0	0
ASHFORD ELECTRIC & CONST	21,219	11,814	10,001	10,716	11,420
ASTOR ELECTRIC LLC	14,836	12,470	11,513	11,623	7,412
ATLAS ELECTRICAL CONTRACTORS	164	0	0	0	0
AULT ELECTRIC CO INC	17,391	1,887	1,949	2,006	3,465
AUTOMATIC DOOR & GATE	8	0	0	0	0
B & D INDUSTRIES INC	885	0	0	0	0
BEST TECH INC	1,186	8,807	7,714	5,410	3,809
BETSCHART ELECTRIC CO INC	518	1,558	1,676	196	0
BETSCHART ELECTRICAL SERVICES LLC	3,688	2,762	3,308	6,136	10,113

Local Union 46 Annual Inside Labor Hours By Employer

Employer	2017	2018	2019	2020	2021
BLOODMARSH LLC/DBA MAC INDUSTRIES	0	0	12	0	0
BLUECORE POWER LLC	9,686	12,735	10,564	15,531	23,443
BOWIE ELECTRIC SERVICE & SUPPLY INC	20,564	21,933	22,241	12,862	0
BOWIE ELECTRIC SERVICE INC	0	0	0	4,163	24,871
BOYER ELECTRIC CO INC	15,003	19,185	17,400	17,196	42,129
BRIDGE ELECTRIC INC	11,557	13,209	13,725	11,228	13,700
BURKE ELECTRIC LLC	21,470	32,050	50,989	68,731	23,353
BUSACK ELECTRIC INC	345	0	0	0	0
C3M POWER SYSTEMS	0	0	1,244	285	2,245
CAPITAL ELECTRIC INC	0	0	0	217	0
CASCADE MACHINE ELECTRIC	1,983	2,034	1,989	1,958	1,973
CEC ELECTRICAL CONTRACTING LLC	0	6,216	0	0	0
CEDAR GROVE COMPOSTING INC	2,125	2,009	1,661	0	0
CENTAUR WIREMAN	1,243	0	0	0	0
CHAIN ELECTRIC HOLDINGS INC	2,093	4,766	5,598	3,648	1,583
CHAMPION & ASSOC	17,445	12,484	19,386	8,851	519
CHAU ELECTRIC LLC	0	0	0	0	7,248
CHAUDRY LLC	112	0	0	0	0
CHRISTENSON ELECTRIC INC	0	0	0	6,752	0
CLINTON & SONS	7,113	10,572	10,454	2,865	960
COCHRAN ELEC CO INC	1,006,786	884,160	793,817	848,873	1,558,348
COLVICO INC	8,764	2,107	7,997	9,042	8,139
COMMUNICATIONS ENERGY TECH SOLUTIONS INC	1,444	46	312	446	649
COMSTOCK L K & COMPANY INC	116	0	0	0	0
CONTROL CONTRACTORS INC C/O LONG BLDG	5,307	5,649	4,432	5,413	4,119
CONTROL DYNAMICS	1,956	3,105	1,558	1,124	1,225
COPPERHEAD ELECTRIC	362	0	0	0	0
COSCO FIRE PROTECTION	4,744	3,700	4,352	4,866	12,108
CRAWFORD ELECTRIC LLC	625	814	354	150	0
D W CLOSE CO INC	0	0	0	40	0

Local Union 46 Annual Inside Labor Hours By Employer

Employer	2017	2018	2019	2020	2021
DALTON ELEC CO	12,099	15,177	2,225	0	0
DANARD ELECTRIC INC	12,692	13,939	44,934	10,474	4,190
DATSKIY ELECTRIC LLC	0	0	6,570	20,296	46,486
DBE ELECTRIC INC	2,682	0	0	0	0
DRAKE ELECTRIC	0	0	0	4,795	1,598
DUNSTON BRADLEY INDUSTRIAL INC	0	0	1,114	818	768
DUTTON ELEC CO INC	42,920	22,749	14,839	8,258	8,316
E SQUARED SYSTEMS	4,346	3,240	4,658	4,051	2,713
EAGLE PIPE & MECHANICAL	1,633	0	0	0	0
EDLEN ELECTRICAL EXHIBITION SERVICES	19,200	21,953	20,647	5,732	7,243
EHW CONSTRUCTORS JV	3,179	0	0	0	0
ELCON CORP	200,481	94,450	106,848	160,520	127,464
ELECTRIC CONSTRUCTION CO	417	144	37	0	91
ELECTRIC SMITH	0	199	59	193	35
ELECTRIC SYSTEMS LLC	0	0	0	1,671	1,840
ELECTRIC WEST INC	378	0	0	0	2,797
ELECTRICAL CONSTRCT CO/EC POWER SYSTEMS	214,210	246,589	271,438	289,607	258,673
ELECTRICAL SERVICE INC	10,107	13,731	6,110	4,641	6,264
ELECTRICAL SUPPORT CO	0	0	0	504	9,080
ELECTRICAL SYSTEMS SOLUTIONS INC	5,677	6,049	6,861	10,317	10,111
ELECTRICAL UTILITY SERVICES LLC	0	0	64	0	0
ELECTROCOM S&C SYSTEMS	8,621	11,042	10,437	4,000	5,240
ELM SOLUTIONS CORP DBA DALTON ELEC CORP	0	0	6,344	4,452	4,387
EMC ELECTRIC INC	0	0	92	0	0
EMC LECTRIC	0	0	169	582	19
ENTRANCE CONTROLS INC	245	0	0	907	97
EPIC ELECTRIC INC	20,712	54,217	49,159	36,336	43,777
ETG FIRE INC	0	0	21	8	0
EVERGREEN POWER SYSTEMS INC	123,923	182,918	180,658	116,206	128,852
EVERGREEN TECHNOLOGIES INC	78,555	64,339	65,912	45,213	42,242

Local Union 46 Annual Inside Labor Hours By Employer

Employer	2017	2018	2019	2020	2021
EWING ELECTRIC INC	11,640	21,716	28,495	22,503	165
EXCEL ELECTRIC OF TACOMA	6,557	50	0	0	0
E-Z INTERFACE CO	26,081	23,141	30,966	11,058	26,914
FARGO ELECTRICAL INC	0	0	0	3,375	2,785
FERNHORN ELECTRIC LLC	0	0	186	0	0
FIRESHIELD INC	1,659	1,742	1,248	1,637	1,573
FISK ELECTRIC CO	182,643	187,818	2,490	0	0
FOX ELECTRIC CO	28,725	20,242	53,777	20,282	57,681
FOY INDUST ELECTR CORP	113,879	106,716	81,315	42,519	39,341
FULLER ELECTRIC INC	34,230	23,875	19,820	11,744	17,982
GB MANCHESTER	0	0	16	0	0
GBMR ELECTRIC LLC	0	0	0	636	0
GENERAL CONSTRUCTION CO	3,689	1,029	0	0	0
GENTECH NORTHWEST LLC	885	0	0	0	0
GIBSON ELECTRIC & TECHNOLOGY SOLUTIONS	0	1,682	431	422	0
GLOBAL EXPERIENCE SPECIALISTS INC	76	0	0	0	0
GREAT NW ELECTRIC LLC	0	0	0	0	592
H & M ELECTRIC INC	40,890	30,335	41,588	21,129	32,909
HAMPTON ELEC INC	1,420	1,713	1,930	1,850	923
HANCO ELECTRIC LLC	0	0	0	0	1,653
HEIL ELECTRIC CO	0	596	28	0	0
HMT ELECTRIC NORTH INC	11,908	14,003	31,690	51,710	39,608
HOLADAY PARKS INC	0	0	10,100	15,165	27,012
HOLLOWAY ELECTRICAL	0	48	0	0	0
HOLMES ELECTRIC CO	298,654	457,447	217,332	219,544	97,040
INTEGRATED TECHONOLOGIES GROUP INC	0	0	0	6,419	15,314
INTEGRITY NETWORKS INC	130,007	132,886	141,562	84,226	89,332
ION ELECTRIC	0	0	1,916	3,642	1,547
J & J ELECTRIC OF INDIANA INC	0	386	0	0	0
J H KELLY LLC/KELLY ELECTRIC GRP	2,089	3,567	15,165	18,885	9,122
J KEISER & ASSOC LLC	0	695	882	0	0

Local Union 46 Annual Inside Labor Hours By Employer

Employer	2017	2018	2019	2020	2021
J M CORP & SON INC	1,238	27,462	12,962	28,176	55,362
JAYMARC	207	0	81	0	43
JOHNSON ELECTRIC INC	33,560	28,095	25,224	26,291	18,335
JUSTICE SYSTEMS	2,743	3,209	4,423	2,725	4,281
KIEWIT GENERAL	0	0	1,945	0	0
KIEWIT HOFFMAN/AJV	7,088	26,249	25,319	19,467	7,060
KIEWIT PACIFIC CO	0	0	0	5,972	27,494
KING CO HOUSING AUTHORITY	2,019	2,025	2,048	2,251	2,081
KING COUNTY LABOR COUNCIL	2,076	2,092	2,120	2,076	1,817
KINGREX ELECTRIC LLC	104	40	826	74	0
KOLKAY ELECTRIC INC	22,661	24,578	34,985	55,035	48,660
KONECRANES NUCLEAR EQUIPMENT & SERVICES	174	0	0	0	0
KV ELECTRIC CORP	0	0	107	0	0
LAKES ELEC INC	5,191	4,699	4,962	4,617	4,474
LEA ELECTRIC	0	0	0	197	0
LIBERTY ELECTRIC LLC	4,128	6,159	11,870	25,153	22,261
LINDER ELEC INC	10,995	11,670	10,907	5,713	8,046
LONG BUILDING TECHNOLOGIES INC	0	0	663	0	0
LUNSTRUM ELECTRIC	6,893	10,209	14,671	8,601	8,833
M B ELECTRIC LLC	19,442	26,845	7,945	12,688	7,899
M D MARINE ELECTRIC LTD	7,925	5,385	3,070	4,905	18,634
MACDONALD MILLER FACILITY SOLUTIONS	59,514	56,682	59,655	38,267	35,798
MADSEN CARL T INC	12,612	10,243	18,592	17,146	12,871
MAIN STREET ELECT INC	8,186	12,075	11,780	13,947	12,025
MARK ADAMS ELECTRIC INC	0	0	0	1,308	0
MARTIN R ELECTRIC	7,994	4,339	5,027	551	5
MASS ELECTRIC CONSTRUCTION COMPANY	0	5,555	29,331	94,871	118,427
MASTER ELECTRIC CO INC	0	0	0	5,650	15,877
MCCOY ELECTRIC CO INC	12,061	12,788	13,030	13,173	7,505
MCKINSTRY ELECTRIC	320,018	401,354	218,199	180,652	132,766

Local Union 46

Annual Inside Labor Hours By Employer

Employer	2017	2018	2019	2020	2021
MILL PLAIN ELECTRIC	0	356	0	1,227	2,058
MILNE ELECTRIC INC	58,108	82,170	59,031	59,571	88,651
MORROW MEADOWS CORP	0	0	0	0	108
N W UTILITY SERVICE LLC	3,467	11,144	12,001	11,997	6,353
NELSON ELECTRIC INC	339,444	172,868	165,423	146,930	133,167
NEPPEL ELEC & CONTROL LLC	13,285	20,064	0	0	0
NETCOM INC	55,420	60,491	43,495	14,252	16,797
NORTH SHORE ELECTRIC INC	6,837	9,630	21,604	11,028	10,396
NOVA ELECTRIC	0	1,771	7,616	5,248	1,428
NW SIGNAL MAINTENANCE	2,346	5,254	5,862	8,419	8,122
NW WIND & SOLAR	206	0	15,552	98,741	149,689
OLYMPIC ELECTRIC CO	6,787	15,870	10,143	15,548	10,150
ON ELECTRIC GROUP INC	0	5,635	15,700	0	0
ON ELECTRIC GROUP INC	44,345	91,671	114,509	141,208	172,202
PACIFIC CM	1,821	1,559	0	0	0
PACIFIC COAST ELECTRIC	26,905	37,086	56,843	48,988	26,515
PACIFIC COMMUNICATION CABLING	11,461	5,950	7,695	10,990	3,144
PANDORA ELECTRICAL LLC	0	0	0	574	0
PEP ELECTRIC LLC	0	152	0	0	0
PIONEER CABLE	497	0	0	0	0
PORT OF SEATTLE	152,931	172,146	175,855	173,012	162,882
POWERCOM INC	38,849	40,085	46,567	72,572	39,655
PRECISION ELECTRIC GROUP INC	122,179	92,413	157,372	162,625	172,929
PRIDE ELECTRIC INC	161,714	183,265	174,227	0	0
PRIME ELECTRIC INC	626,078	918,177	904,183	1,025,241	1,025,242
PSW ELECTRIC	13,766	27,234	15,820	22,857	21,362
PURE POWER LLC	1,609	1,904	2,072	2,008	2,096
RPL ELECTRIC	88	928	0	0	0
RUI - REFRIGERATION UNLIMITED INC	3,070	3,790	868	504	3,672
S H J ELECTRIC CO INC	17,964	25,058	32,510	22,095	26,962
SAFARI ELECTRIC LLC	0	0	3,230	14,944	19,108

Local Union 46 Annual Inside Labor Hours By Employer

Employer	2017	2018	2019	2020	2021
SAINT GOBAIN CONTAINER PACKAGING MAINT	22,823	20,744	20,879	22,404	20,005
SARE ELECTRIC INC/ ELECL TECHNOLOGY INC	12,076	24,609	41,288	9,787	37,369
SASCO ELECTRIC	147,089	150,788	84,011	4,326	0
SCANR LLC	0	0	0	0	1,418
SCHEIDER ELECTRIC INC	9,602	6,819	6,091	6,319	6,659
SCHMIDT FAMILY ELECTRIC	0	0	441	718	0
SCHMITT ELECTRIC INC	2,288	100	694	558	274
SCOTTS ELECTRIC SERVICE	3,630	5,568	2,127	2,633	2,631
SEA COM CABLING INC	22,052	28,211	41,533	50,856	27,550
SEAHURST ELECTRIC INC	33,698	37,915	50,256	52,167	39,725
SEATTLE HOUSING AUTH	3,677	3,372	3,701	4,178	3,768
SELECT ELECTRIC	480	120	0	0	0
SEQUOYAH ELECTRIC LLC	593,695	450,131	540,407	384,101	423,932
SERVICE ELECTRIC COMPANY INC	11,126	9,170	9,629	4,930	10,912
SERVICEMARK TENANT	4,243	4,580	3,619	2,296	2,742
SHIMMICK CONSTRUCTION CO INC	10,708	17,475	21,272	32,514	14,828
SHORELINE CONCRETE & DRILLING LLC	1,784	1,664	1,326	1,512	2,608
SICE INC	2,848	3,758	472	0	0
SILMAN CONSTRUCTION	0	0	0	0	328
SKYLINE COMMUNICATIONS	21,099	33,756	42,456	25,316	31,378
SKYLINE ELECTRICAL SERVICES LLC	0	0	1,002	1,383	258
SOLETRIC LLC	0	0	0	0	3,797
SOURCE ELECTRIC LLC	3,667	8,317	7,575	12,223	14,280
SOUTH SOUND ELECTRIC INC	7,668	10,008	8,883	6,784	7,859
SPHERE SOLAR ENERGY	0	0	3,995	2,267	7,918
STATIC ENERGY INC	17,604	21,817	25,170	29,383	18,445
STATUS AUTOMATION DBA STATUS ELECTRICAL	0	0	0	38	0
STETNER ELECTRIC INC	0	30	23	1,028	3,830
STONER ELEC INC	3,715	6,427	2,672	6,033	7,641
STRAITS ELECTRIC	887	2,243	2,025	720	0
STREAMLINE SOLUTIONS	0	0	0	0	2,819

Local Union 46 Annual Inside Labor Hours By Employer

Employer	2017	2018	2019	2020	2021
STRONGHOLD ALRAM SYSTEM	0	0	0	0	162
STURGEON ELECTRIC CO INC	65,735	110,018	180,452	192,691	88,160
SUMMIT ELECTRICAL SVCS	3,225	1,950	0	0	0
SUN BRIGHT ELECTRIC LLC	1,920	0	0	0	0
SUNDANCER ELECTRIC INC	58,681	25,178	29,859	32,808	28,104
SUNNY ELECTRIC & REFRIGERATION LLC	1,653	970	2,122	3,044	1,900
SYNERGY ELECTRICAL	0	0	0	425	12,595
TAPPS ELECTRIC LLC	0	0	0	0	3,849
TEKNON GOVERNMENT SERVICES	40,968	40,775	38,132	19,178	19,204
TESLA ELECTRIC LLC	3,331	5,583	8,291	18,446	14,170
THE FIBER GUYS LLC	0	0	614	3,857	4,598
THE JUICE COMPANY	0	150	493	0	0
THE JUICE COMPANY	2,407	1,552	1,285	1,445	3,788
THOMPSON ELECTRICAL CONSTRUCTION INC	9,718	15,884	11,511	23,957	13,746
TITAN EARTHWORK LLC	8,586	4,845	3,565	7,118	8,367
TITAN ELECTRIC INC	282,323	341,360	382,210	346,012	323,580
TOTEM ELECTRIC OF TACOMA INC	91,348	22,384	13,403	16,358	16,725
TRANSCOM COMPANY LLC	15,242	8,484	9,500	21,445	16,923
TRANSPORTATION SYSTEMS	6,299	6,368	5,809	5,331	4,406
TRAVERS SOUND & TELECOMMUNICATION SYSTEM	296	453	7,585	13,058	191
TRI NAR INC	0	0	0	0	6,451
TRIBAL ELECTRIC	0	0	327	2,059	3,160
UNDERGROUND POWER TECH LLC	4,206	4,697	0	0	0
UNION SQUARE TENANT SERVICES INC	6,811	6,517	6,421	6,330	5,476
UNITED STATES ELECTRIC CORP OF WA	7,751	1,322	1,206	972	309
VALLEY ELECTRIC CO OF MT VERNON INC	456,796	766,097	1,380,284	674,084	505,643
VECA ELECTRIC CO INC	543,936	697,317	761,885	901,416	1,014,670
VIEWLANDS ELECTRIC	0	0	817	1,580	1,400
VP ELECTRICAL SERVICES	0	0	2,796	10,949	10,191
WASATCH ELECTRIC COMPANY/DYNALECTRIC CO	911	0	0	0	0

Local Union 46
Annual Inside Labor Hours By Employer

Employer	2017	2018	2019	2020	2021
WELLS GLOBAL WEST LLC	0	0	80	1,653	8,204
WEST SEATTLE NATURAL ENERGY	5,196	4,753	4,154	5,675	2,880
WESTCOAST INDUSTRIAL ELECTRIC CO INC	1,398	1,252	1,081	1,272	1,481
WIRE RITE ELECTRIC INC	3,271	0	0	0	0
YOUR ELECTRIC COMPANY	0	870	0	0	0
ZEUS FIRE & SECURITY LLC	1,185	0	0	0	0
Totals	7,807,370	8,571,878	8,968,601	8,074,738	8,570,673